

2.6.3: Pass percentage of Students during last five years (excluding backlog students)

2.6.3.1: Number of final year students who passed the university examination year wise during the last five years

UG

2022-23	2021-22	2020-21	2019-20	2018-19
794	1123	1087	1265	982

PG

2022-23	2021-22	2020-21	2019-20	2018-19
188	221	216	155	157

2.6.3.2: Number of final year students who appeared for the university examination year-wise during the last five years

UG

2022-23	2021-22	2020-21	2019-20	2018-19
987	1406	1415	1459	1358

PG

2022-23	2021-22	2020-21	2019-20	2018-19
220	267	255	222	185




[Handwritten signature in green ink]

2.6.3

UG

18-19

AURORA DEGREE & PG COLLEGE															
OVERALL RESULT OF UG YEAR - 3 - CGPA - (BATCH - 2018-19)															
S.NO.	COURSE	SECTION					E	COURSE WISE				STREAM WISE			
		A	B	C	D	APPEARE D		PASS ED	FAILED	PASS %	APPEARE D	PASSED	FAILED	PASS %	
1	B.COM - GEN (TOTAL)	75	75	66			216								
	(PASSED)	55	68	44				167	49	77%	216	167	49	77%	
2	B.COM - COMP. APP.	59	59	57	57	57	289				289	244	45	84%	
		37	59	52	54	42		244	45	84%					
3	B.COM - HONS	60	60				120								
		44	47					91	29		120	91	29	76%	
4	BBA	62					62				62	55	7	89%	
		55						55	7	89%					
5	MSCS	69	67				136								
		48	50					98	38		136	98	38	72%	
6	MPCS	64	66				130				130	58	72	45%	
		24	34					58	72						
7	MECS	67	68				135								
		39	29					68	67		135	68	67	50%	
8	MIGC	48	43								91	68	23	74%	
		40	28												
9	BTBIC	48	46								94	77	17	82%	
		43	34												
10	MIBIC	72													
		46									72	46	26	64%	
11	BA										13	10	3	77%	
	OVER ALL										1358	982	376	73%	



[Handwritten signature]


2.6.3

UG

19-20

OVERALL UG RESULT 2020 (After special exam) ✓

S.NO.	COURSE	SECTION				COURSE WISE				STREAM WISE			
		A	B	C	D	APPEAR ED	PASS ED	Failed	PASS %	APPEARE D	PASSED	FAILED	PASS %
1	B.COM - GEN	68	64	66	66	264							
		59	60	63	60		242	22	91.67				
2	B.COM - COMPUTERS	59	59	58	57	233							
		54	54	56	56		220	13	94.42	233	220	13	94.44
3	B.COM - COMP. APP.	54				54							
		53					53	1	98.15	54	53	1	98.15
4	B.COM - HONS	55	58			113							
		54	53				107	6	94.69	664	622	42	93.67
5	BBA	62	61			123							
		61	59				120	3	97.56	123	120	3	97.56
6	MPCS	49	49	45		143							
		38	38	28			104	39	72.73				
7	MPCS	45	45	45		135							
		31	36	32			99	36	73.33				
8	MECS	47	47	47		141							
		36	32	33			101	40	71.63	419	304	115	72.55
9	BTBIC	43	44			87							
		39	34				73	14	83.91				
10	MIGC	43	47			90							
		38	43				81	9	90.00				
11	MIBIC	46				46							
		35					35	11	76.09	223	189	34	84.75
12	BA	30				30							
							30	0	100	30	30	0	100
	OVERALL					1459	1265	194	86.70	1459	1265	194	86.70



[Handwritten signature]

2.6.3 UG 20-21

OVERALL UG YEAR - 3 (SEM - 6) RESULT 2021

S.NO.	COURSE	SECTION										COURSE WISE				STREAM WISE						
		A	B	C	D	E	APPEAR ED	PASS ED	Failed	PASS %	APPEAR ED	PASS ED	Failed	PASS %	APPEAR ED	PASS ED	Failed	PASS %				
1	B.COM - GEN	57	49	52	51	52	261				195	66	74.71									
2	B.COM - COMPUTERS	60	57	50	57		224				196	28	87.50									
3	B.COM - COMP. APP.	55					55															
4	B.COM - HONS	47									47	8	85.45									
5	BBA	52	50				102															
6	MSCS	47	48								95	7	93.14					642	533	109	83.02	
7	MPCS	54	61				115				108	7	93.91					115	108	7	93.91	
8	MECS	48	60				145				126	19	86.90									
9	BTBIC	43	42	41	48		141				81	60	57.45									
10	MIGC	48	44	49			144				93	51	64.58					430	300	130	69.77	
11	MIBIC	35	32				84				67	17	79.76									
12	BA	44	39				83				56	27	67.47									
	OVERALL	27	29				33				23	10	69.70					200	146	54	73.00	
		33					28				28	0	100					28	28	0	100	
		23					1415	1115	300	78.80	1387	1087	300	78.37	1415	1087	300	78.37				



Handwritten signature

3

2.6.3

UG

21-22

AURORA DEGREE & PG COLLEGE

OVERALL RESULT OF UG YEAR - 3 (SEM - 6) - (BATCH - 2019-22) - ~~Atal~~ RV

S.No.	COURSE	SECTION					COURSE WISE					STREAM WISE					
		A	B	C	D	E	APPEAR	PASS	FAILED	PASS %	APPEAR	PASSED	FAILED	PASS %			
1	B.COM - GEN (TOTAL) (PASSED)	67	62	59			188										
2	B.COM - COMP. APP.	67	66	71	67		271	152	36	80.85							
3	B.COM - HONS	59	62	67	58		103	246	25	90.77							
4	BBA	52	51				103										
5	MSCS	50	49				174	99	4	96.12	562	497	65	88.43			
6	MPCS	59	57	58			193	158	16	90.80	174	158	16	90.80			
7	MECS	47	48	49	49		144	132	61	68.39							
8	BTBIC	33	34	31	34		138	83	61	57.64							
9	MIGC	49	50	45			93	93	45	67.39	475	308	167	64.84			
10	MIBIC	29	34	20			72	81	12	87.10							
	OVERALL	47	25				30	57	15	79.17	1406	1123	283	79.87	1406	1123	283
		39	18				1406	22	8	73.33	195	160	35	82.05			
		30															
		21															

4



Handwritten signature in green ink.


2.6.3

UG

22-23

AURORA DEGREE & PG COLLEGE														
OVERALL RESULT OF UG YEAR - 3 - CGPA - (SEM - 6) - (BATCH - 2020-23)														
S. NO.	COURSE	SECTION						TOTAL APPEARED	Before Revaluation			After Revaluation		
		A		B		C			No. OF STUDENTS			No. OF STUDENTS		
		Before RV	After RV	Before RV	After RV	Before RV	After RV		PASS ED	FAIL ED	PASS %	PASS ED	FAIL ED	PASS %
1	B.COM - GEN (TOTAL)	68		67				135						
	(PASSED)	62	65	54	57				116	19	85.93	122	13	90.37
2	B.COM - COMP. APP.	66		60		68		194						
		55	61	51	53	58	59		164	30	84.54	173	21	89.18
3	B.COM - HONS	62						62						
		54	57						54	8	87.10	57	5	91.94
4	BBA	51		62		59		172						
		49	49	62	62	49	50		160	12	93.02	161	11	93.60
5	MSCs	65		60				125						
		38	41	34	36				72	53	57.60	77	48	61.60
6	MSDs	43						43						
		29	32						29	14	67.44	32	11	74.42
7	MPCs	51		39				90						
		22	23	18	18				40	50	44.44	41	49	45.56
8	MECs	51		18				69						
		39	40	12	13				51	18	73.91	53	16	76.81
9	BTBIC	46						46						
		38	38						38	8	82.61	38	8	82.61
10	MIGC	36						36						
		28	30						28	8	77.78	30	6	83.33
11	MIBIC	15						15						
		10	10						10	5	66.67	10	5	66.67
	OVERALL CGPA							987	762	225	77.20	794	193	81.03

5



[Handwritten signature]

UG (2018-19) Gen, Huns, BGA

2.6.3

2016 Batch

		B.COM 3A GE		ANALYSIS																							
MA	CLAW	FIM	ADV	RIB	GST TH(pr)	COM PF	IE	GST													*Pr - PRACTICALS						
O: 100-85	2	6	1	2	45	16	1	2																			
A: 84-70	6	10	4	16	26	30	21	11																			
B: 69-60	12	20	14	15	4	15	18	12																			
C: 59-55	7	14	11	9	0	4	5	10																			
D: 54-50	7	3	7	12	0	9	13	12																			
E: 49-40	21	21	20	16	0	1	16	19																			
F: <40	18	3	6	10	0	0	1	8																			
Ab: Absent	1	1	1	1	0	0	0	1																			
TOPPER		9.87		TOPPER ROLLNO(S)																							
No. Of students		1		16-1051-401-063																							
APPEARED		75		Appeared		14		Passed		13		Promoted		1		Detained		0		Girls Pass%		92.86		Girls Promoted%		7.14	
PASSED		55		Total Number of Boys		Appeared		62		Passed		42		Promoted		19		0		Boys Pass %		20.97		Boys Promoted %		30.65	
PROMOTED		20		Total Pass		Total App.		75		Total Promot		20		Total Detained		0		SECTION PASS % PROMOTED		Percentage		100%					
MALPRACTICE		0		Total Pass		Total App.		75		Total Promot		20		Total Detained		0		SECTION PASS % PROMOTED		Percentage		100%					
Pass %		73.33		Total Pass		Total App.		75		Total Promot		20		Total Detained		0		SECTION PASS % PROMOTED		Percentage		100%					
PROMOTED %		26.67		Total Pass		Total App.		75		Total Promot		20		Total Detained		0		SECTION PASS % PROMOTED		Percentage		100%					



[Handwritten signature]

2.6.3

	BCOM GENERALS										3B-SEM VI				Batch		
	MGT	CLAW	FIS	ADV	RIB	GST PR	C.LAB	C.LAB P	SIE	GST	2016						
											*Pr	Practicals	Passed	Failed		Detained	Girls Pass %
O:	0	5	13	3	8	60	32	17	4	6							
A:	11	13	18	8	21	14	7	24	19	12							
B:	20	22	20	12	18	0	3	19	24	22							
C:	9	8	7	11	7	0	6	4	10	11							
D:	10	9	8	18	10	0	19	10	7	9							
E:	18	15	8	18	11	0	8	0	10	13							
F:	7	3	0	4	0	0	0	1	0	2							
<40																	
Ab:	0	0	1	1	0	0	0	0	0	0							
Absent																	
TOPPER	9.44																
No. Of students	1																
APPEARED	75																
PASSED	68																
FAILED	7																
MALPRACTICE	0																
Pass %	90.67																
FAILED %	9.33																
Total App.	75																
Total Pass	68																
Total Failed	7																
Total Detained	0																
Section Pass + Failed Percentage																	100%

Handwritten signature

7



2.6.3

B.Com 3c 2016 Batch

	Managerial Accounting	Company Law	FIM	Adv. Corp	RIB	GST Prc	C.Lab P.F	C.Lab Viva	GST Theory	I.E
O: 100 - 85	2	3	6	1	3	52	37	31	2	2
A: 84 - 70	10	13	19	8	22	13	27	27	12	19
B: 69 - 60	18	21	13	12	17	0	0	7	20	21
C: 59 - 55	10	8	8	6	7	0	1	0	10	4
D: 54 - 50	8	4	5	9	8	0	0	0	5	9
E: 49 - 40	7	9	5	16	7	0	0	0	11	8
F: <40	10	7	8	12	2	1	1	1	6	3
Ab: Absent	1	1	2	2	0	0	0	0	0	0

TOPPER	9.4	TOPPER ROLLNO(S)	0	5	9	0	0
No. of students	2	16-1051-401-188	Total Number of Girls			Girls Pass %	Girls Promoted %
			Appeared	Passed	Promoted	Detained	
		16-1051-401-205	19	17	2	0	89.47 10.53
APPEARED	66		Total Number of Boys			Boys Pass %	Boys Promoted %
PASSED	44		Appeared	Passed	Promoted	Detained	
PROMOTED	21		47	27	19	0	57.45 40.43
MALPRACTICE	1						
Pass %	66.67						
Promoted %	31.82		Total App.	Total Passed	Total Promoted	Total Detained	Section Pass + Promoted
			66	44	21	0	100%



[Handwritten signature in green ink]

263

BBA 3A 2016 BATCH RESULT ANALYSIS										
	BPS	BA	PROJECT	IPR	RAM	SM	BIS			
O: 100 - 85	2	8	0	11	2	1	3			
A: 84 - 70	27	25	22	24	11	26	31			
B: 69 - 60	13	18	18	22	17	23	14			
C: 59 - 55	9	6	16	2	15	6	6			
D: 54 - 50	4	0	4	0	9	2	5			
E: 49 - 40	5	2	0	3	3	4	3			
F: <40	2	3		0	5	0	0			
Ab: Absent	0	0	2	0	0	0	0			
TOPPER	9.36		Total Number of Girls					Girls Pass%	Girls Promoted%	
No.Of students	1		Appeared	Passed	Promoted	Detained				
			62	53	0	0	85.48	0		
APPEARED	62		Total Number of Boys					Boys Pass%	Boys Promoted%	
PASSED	55		Appeared	Passed	Promoted	Detained				
PROMOTED	7		49	40		0	81.63	0		
MALPRACTICE										
Pass %	88.71		TotalApp.	TotalPass	TotalPromoted	TotalDetained	Section Pass +PromotedPercentage			
PROMOTED %	11.29		13	13	0	0	100%			



[Handwritten signature in green ink]

[Handwritten mark in blue ink]

263

3HA 2016 BATCH RESULT ANALYSIS									
	MA	C.LAW	IM	IF	PROJECT V.V	GST PR	PROJECT	GST TH	
O: 100 - 85	5	6	9	0	6	50	32	2	
A: 84 - 70	10	15	19	5	16	10	22	10	
B: 69 - 60	6	15	12	27	18	0	2	7	
C: 59 - 55	10	11	6	7	0	0	3	14	
D: 54 - 50	7	5	6	13	12	0	0	7	
E: 49 - 40	10	5	6	6	8	0	0	10	
F: <40	10	3	1	1	0	0	0	8	
Ab: Absent	2	0	1	1	0	0	0	2	
TOPPER	9.35	Total Number of Girls							
No.Of students	1	Appeared	Pass	Promoted	Girls Pass%	Girls Promoted%			
		23	16	7	69	31			
APPEARED	60	Total Number of Boys							
PASSED	44	Appeared	Pass	Promoted	Boys Pass%	Boys Promoted%			
PROMOTED	0	37	28	9	75	25			
MALPRACTICE	0								
Pass %	73	TotalApp.	Pass	Promoted	Section Pass +Promoted				
PROMOTED %	0	60	44	16	100				

3HA 2016 BATCH RESULT ANALYSIS									
	MA	C.LAW	IM	IF	PROJECT V.V	GST PR	PROJECT	GST TH	
O: 100 - 85	8	3	3	0	2	56	20	2	
A: 84 - 70	17	22	26	11	24	4	33	10	
B: 69 - 60	12	17	18	24	21	0	6	8	
C: 59 - 55	2	4	4	13	0	0	1	7	
D: 54 - 50	6	4	4	6	10	0	0	15	
E: 49 - 40	6	7	4	6	3	0	0	9	
F: <40	9	3	1	0	0	0	0	9	
Ab: Absent	0	0	0	0	0	0	0	0	
TOPPER	9.33	Total Number of Girls							
No.Of students	2	Appeared	Pass	Promoted	Girls Pass%	Girls Promoted%			
		26	22	4	84	16			
APPEARED	60	Total Number of Boys					Boys Pass%	Boys Promoted%	
PASSED	47	Appeared	Pass	Promoted					
PROMOTED	0	34	25	9	73	27			
MALPRACTICE	0								
Pass %	77	TotalApp.	Pass	Promoted	Section Pass +Promoted				
PROMOTED %	0	60	47	13	100				




[Handwritten signature]

2.6.3

2019 - 20 Gen, Honors, BBD

BCOM GENERALS 3A 2017 BATCH RESULT ANALYSIS										
	GE-RIB	SEC-SIE	MA	CL	FIM	ACA	GST	GST(PRA)	COMLAB(PF)	
O: 100 - 85	15	19	1	2	5	5	3	44	45	
A: 84 - 70	22	27	8	8	16	20	11	20	22	
B: 69 - 60	11	11	19	12	21	13	19	2	0	
C: 59 - 55	4	1	11	4	13	7	9	1	0	
D: 54 - 50	10	6	13	18	5	6	11	0	1	
E: 49 - 40	6	4	13	17	3	14	10	1	0	
F: <40	0	0	3	7	5	2	5	0	0	
Ab: Absent	0	0	0	0	0	1	0	0	0	
TOPPER	9.47	Total Number of Girls				Girls Pa		Girls Promoted%		
No.Of students	1	Appeare	Passed	Promoted	Detained					
		18	18	1	0	100	5.56			
		Total Number of Boys				Boys Pa		Boys Promoted%		
APPEARED	68	Appeare	Passed	Promoted	Detained					
PASSED	56	50		38	10	0	76	20		
FAILED	12									
MALPRACTICE	0									
Pass %	82.35	TotalApp	TotalPass	TotalPror	TotalDet	Section Pass +PromotedPercentage				
PROMOTED %	17.65	68	56	12	0	100%				
BCOM GENERALS 3B 2017 BATCH RESULT ANALYSIS										
	GE-RIB	SEC-SIE	MA	CL	FIM	ACA	GST	GST(PRA)	COMLAB(PF)	
O: 100 - 85	3	13	5	4	10	4	5	62	59	
A: 84 - 70	31	33	13	26	18	19	13	1	4	
B: 69 - 60	23	13	12	13	15	16	19	0	0	
C: 59 - 55	5	2	8	9	8	6	11	0	0	
D: 54 - 50	2	2	6	8	7	6	7	0	0	
E: 49 - 40	0	1	18	3	5	11	6	0	0	
F: <40	0	0	1	0	0	2	2	0	0	
Ab: Absent	0	0	1	1	1	0	1	1	1	
TOPPER	10	Total Number of Girls				Girls Pa		Girls Promoted%		
No.Of students	1	Appeare	Passed	Promoted	Detained					
		24	24	1	0	100	4.17			
		Total Number of Boys				Boys Pa		Boys Promoted%		
APPEARED	64	Appeare	Passed	Promoted	Detained					
PASSED	60	40		36	10	0	90	25		
FAILED	4									
MALPRACTICE	0									
Pass %	93.75	TotalApp	TotalPass	TotalPror	TotalDet	Section Pass +PromotedPercentage				
PROMOTED %	6.25	64	60	4	0	100%				
BCOM GENERALS 3C 2017 BATCH RESULT ANALYSIS										
	GE-RIB	SEC-SIE	MA	CL	FIM	ACA	GST	GST(PRA)	COMLAB(PF)	
O: 100 - 85	28	13	2	5	4	3	5	65	47	
A: 84 - 70	24	45	15	20	19	17	15	1	19	
B: 69 - 60	10	4	17	23	23	14	19	0	0	
C: 59 - 55	0	1	8	6	7	10	17	0	0	
D: 54 - 50	3	2	10	6	8	11	5	0	0	
E: 49 - 40	0	0	11	4	3	8	4	0	0	
F: <40	0	0	3	2	1	3	1	0	0	
Ab: Absent	1	1	0	0	1	0	0	0	0	
TOPPER	9.53	Total Number of Girls				Girls Pa		Girls Promoted%		
No.Of students	1	Appeare	Passed	Promoted	Detained					
		24	23	1	0	95.83	4.17			
		Total Number of Boys				Boys Pa		Boys Promoted%		
APPEARED	66	Appeare	Passed	Promoted	Detained					
PASSED	62	42		39	10	0	92.86	23.81		
FAILED	4									
MALPRACTICE	0									
Pass %	93.94	TotalApp	TotalPass	TotalPror	TotalDet	Section Pass +PromotedPercentage				
PROMOTED %	6.06	66	62	4	0	100%				




[Handwritten signature in green ink]

2.6.3

BCOM GENERALS 3D 2017 BATCH RESULT ANALYSIS											
	GE-RIB	SEC-SIE	MA	C LAW	FIM	ACA	GST(T)	GST (P)	C LAB		
O: 100 - 85	25	15	1	2	12	6	4	59	54		
A: 84 - 70	17	31	6	18	19	16	15	5	10		
B: 69 - 60	14	11	13	15	17	20	24	1	0		
C: 59 - 55	3	5	14	8	6	5	9	0	0		
D: 54 - 50	4	2	5	10	5	4	0	0	0		
E: 49 - 40	3	2	27	11	6	13	11	0	0		
Ab: Absent	0	0	0	0	0	0	0	1	2		
TOPPER	9.77	Total Number of Girls					Girls Pa	Girls Promoted%			
No.Of students	1	Appeare	Passed	Promoted	Detained						
		22	22	1	0	100	4.55				
APPEARED	66	Total Number of Boys					Boys Pa	Boys Promoted%			
PASSED	59	Appeare	Passed	Promoted	Detained						
FAILED	5	44	37	10	0	84.09	22.73				
Pass %	89.39	TotalApp	TotalPass	TotalPror	TotalDet	Section Pass +Promoted		Percentage			
PROMOTED %	7.58	66	59	7	0	100%					

BCOM GENERALS 3HA 2017 BATCH RESULT ANALYSIS											
	MA	C Law	IM	Project	GST	GST Pr	C Lab	IF			
O: 100 - 85	18	11	7	49	10	45	55	13			
A: 84 - 70	24	35	30	6	23	10	0	32			
B: 69 - 60	8	7	10	0	12	0	0	7			
C: 59 - 55	3	1	5	0	4	0	0	1			
D: 54 - 50	1	1	1	0	3	0	0	1			
E: 49 - 40	1	0	2	0	2	0	0	0			
F: <40	0	0	0	0	1	0	0	1			
Ab: Absent	0	0	0	0	0	0	0	0			
TOPPER	9.87	Total Number of Girls					Girls Pa	Girls Promoted%			
No.Of students	1	Appeare	Passed	Promoted	Detained						
		22	22	1	0	100	4.55				
APPEARED	55	Total Number of Boys					Boys Pa	Boys Promoted%			
PASSED	54	Appeare	Passed	Promoted	Detained						
FAILED	1	33	32	10	0	96.97	30.3				
MALPRACTICE	0										
Pass %	98.18	TotalApp	TotalPass	TotalPror	TotalDet	Section Pass +Promoted		Percentage			
PROMOTED %	1.82	55	54	1	0	100%					

BCOM GENERALS 3HB 2017 BATCH RESULT ANALYSIS												
	GE	SEC	MA	CLAW	IM	PROJ	GST	GST Pr	Clab	IF		
O: 100 - 85	0	0	5	1	1	40	5	46	57	6		
A: 84 - 70	0	0	17	21	15	18	13	12	0	28		
B: 69 - 60	0	0	23	20	12	0	19	0	1	17		
C: 59 - 55	0	0	2	8	10	0	9	0	0	2		
D: 54 - 50	0	0	5	4	1	0	5	0	0	4		
E: 49 - 40	0	0	5	3	16	0	5	0	0	0		
F: <40	0	0	0	0	1	0	1	0	0	0		
Ab: Absent	0	0	1	1	2	0	1	0	0	1		
TOPPER	9.7	Total Number of Girls					Girls Pa	Girls Promoted%				
No.Of students	2	Appeare	Passed	Promoted	Detained							
		26	26	1	0	100	3.85					
APPEARED	58	Total Number of Boys					Boys Pa	Boys Promoted%				
PASSED	56	Appeare	Passed	Promoted	Detained							
FAILED	2	32	30	10	0	93.75	31.25					
MALPRACTICE	0											
Pass %	96.55	TotalApp	TotalPass	TotalPror	TotalDet	Section Pass +Promoted		Percentage				
PROMOTED %	3.45	58	56	2	0	100%						



12

[Handwritten signature]

2.6.3

BBA 3A 2017 BATCH RESULT ANALYSIS										
	EVS	ENGLISH2	S-LANG2	POM	BOM	BE&ED				
O: 100 - 85	1	4	34	0	19	6				
A: 84 - 70	19	29	18	17	19	14				
B: 69 - 60	23	20	7	19	20	24				
C: 59 - 55	15	5	3	9	3	15				
D: 54 - 50	3	3	0	14	0	1				
E: 49 - 40	1	1	0	3	1	2				
F: <40	0	0	0	0	0	0				
Ab: Absent	0	0	0	0	0	0				
TOPPER	9.81		Total Number of Girls					Girls Pass%	Girls Promoted%	
No.Of students	1		Appeared	Passed	Promoted	Detained				
			22	22	0	0	100	0		
APPEARED	62		Total Number of Boys					Boys Pass%	Boys Promoted%	
PASSED	62		Appeared	Passed	Promoted	Detained				
PROMOTED	0		40	40	0	0	100	0		
MALPRACTICE	0									
Pass %	100		TotalApp.	TotalPass	TotalPromoted	TotalDetained	Section Pass +PromotedPercentage			
PROMOTED %	0		62	62	0	0	100%			
BBA 3B 2017 BATCH RESULT ANALYSIS										
	SM	IPR	BPS	BA	PW	BIS	RAM			
O: 100 - 85	10	7	5	5	8	1	1			
A: 84 - 70	21	32	20	12	52	5	18			
B: 69 - 60	18	9	13	20	1	16	15			
C: 59 - 55	2	7	5	4	0	11	9			
D: 54 - 50	6	4	4	6	0	6	3			
E: 49 - 40	2	0	10	8	0	16	10			
F: <40	0	0	2	4	0	4	3			
Ab: Absent	2	2	2	2	0	2	2			
	61	61	61	61	61	61	61			
TOPPER	9.29		Total Number of Girls					Girls Pass%	Girls Promoted%	
No.Of students	2		Appeared	Passed	Promoted	Detained				
			15	14	0	0	93.33	0		
APPEARED	61		Total Number of Boys					Boys Pass%	Boys Promoted%	
PASSED	49		Appeared	Passed	Promoted	Detained				
FAILED	12		46	35	0	0	76.09	0		
MALPRACTICE	0									
Pass %	80.33		TotalApp.	TotalPass	TotalPromoted	TotalDetained	Section Pass +PromotedPercentage			
PROMOTED %	19.67		61	49	12	0	100%			



13

2.6.3 2020-21 Gen, Hon, BBA

BCOM GENERALS 3A 2018 BATCH RESULT ANALYSIS										
	MA	CLAW	FIM	ACA	RIB	GST(P)	CLAB	SIE	GST(T)	
O: 100 - 85	4	6	8		4	17	49	41	18	2
A: 84 - 70	14	21	17		11	18	6	14	29	12
B: 69 - 60	12	17	17		14	4	0	0	6	14
C: 59 - 55	9	7	6		7	0	0	0	0	7
D: 54 - 50	9	3	5		2	0	0	0	1	3
E: 49 - 40	6	2	1		3	1	0	0	2	2
F: <40	2	0	2		0	0	0	0	0	1
Ab: Absent	1	1	1		1	2	2	2	1	1
TOPPER		9.43		Total Number of Girls				Girls Pass	Girls Promoted%	
No.Of students		1	Appeared	Passed	Promote	Detained				
			8	8	0	0		100	0	
APPEARED		57	Total Number of Boys					Boys Pass	Boys Promoted%	
PASSED		52	Appeared	Passed	Promote	Detained				
PROMOTED		0		49	44	0	0	89.8	0	
MALPRACTICE		0								
Pass %		91.23	TotalApp.	TotalP	TotalPro	TotalDeta	Section Pass +Promoted	Percentage		
PROMOTED %		8.77		57	52	5	0	100%		


BCOM GENERALS 3B 2018 BATCH RESULT ANALYSIS										
	MA	CL	FIM	ACA	RIB	GSTPR	CLAB	SIE	GST	
O: 100 - 85	8	6	7		2	13	32	42	14	0
A: 84 - 70	14	14	16		30	30	14	6	29	15
B: 69 - 60	9	14	19		8	3	2	0	3	11
C: 59 - 55	10	9	5		6	1	0	0	0	11
D: 54 - 50	3	1	0		0	1	0	0	1	3
E: 49 - 40	2	2	2		1	0	0	0	1	5
F: <40	3	3	0		2	0	0	0	0	4
Ab: Absent	0	0	0		0	1	1	1	1	0
TOPPER		9.57	Total Number of Girls					Girls Pass	Girls Promoted%	
No.Of students		2	Appeared	Passed	Promote	Detained				
			13	13	0	0		100	0	
APPEARED		49	Total Number of Boys					Boys Pass	Boys Promoted%	
PASSED		42	Appeared	Passed	Promote	Detained				
PROMOTED		7		36	29	7	0	80.56	19.44	
MALPRACTICE		0								
			TotalApp.	TotalP	TotalPro	TotalDeta	Section Pass +Promoted	Percentage		
PASS %		85.71		49	42	7	0	100%		
PROMOTED %		14.29								

BCOM GENERALS 3C 2018 BATCH RESULT ANALYSIS										
	MA	CL	FIM	ACA	RIB	GSTPR	CLAB	SIE	GST	
O: 100 - 85	3	8	9		6	27	40	48	14	3
A: 84 - 70	15	14	15		15	16	10	4	26	13
B: 69 - 60	12	15	9		14	6	2	0	8	13
C: 59 - 55	7	1	6		7	2	0	0	3	6
D: 54 - 50	3	4	4		3	1	0	0	0	8
E: 49 - 40	8	8	5		3	0	0	0	1	4
F: <40	4	2	4		4	0	0	0	0	4
Ab: Absent	0	0	0		0	0	0	0	0	1
TOPPER		9.57	Total Number of Girls					Girls Pass	Girls Promoted%	
No.Of students		1	Appeared	Passed	Promote	Detained				
			14	14	0	0		100	0	
APPEARED		52	Total Number of Boys					Boys Pass	Boys Promoted%	
PASSED		43	Appeared	Passed	Promote	Detained				
PROMOTED		9		38	28	10	0	73.68	26.32	
MALPRACTICE		0								
Pass %		82.69	TotalApp.	TotalP	Total Pro	TotalDeta	Section Pass +Promoted	Percentage		
PROMOTED %		17.31		52	42	10	0	100%		
TOPPER		9.7	Total Number of Girls					Girls Pass	Girls Promoted%	
No.Of students		1	Appeared	Passed	Promote	Detained				
			8	8	0	0		100	0	
APPEARED		51	Total Number of Boys					Boys Pass	Boys Promoted%	
PASSED		37	Appeared	Passed	Promote	Detained				
PROMOTED		14		43	29	14	0	67.44		
MALPRACTICE		0								
Pass %		72.55	TotalApp.	TotalP	TotalPro	TotalDeta	Section Pass +Promoted	Percentage		
PROMOTED %		27.45		51	37	14	0	100%		



2.6.3

BCOM GENERALS 3D 2018 BATCH RESULT ANALYSIS											
	MA	CL	FIM	ACA	RIB	GST(P)	C LAB	SIE	GST(T)		
O: 100 - 85	4	2	5	4	18	33	41	18	2		
A: 84 - 70	9	17	7	14	21	11	4	17	7		
B: 69 - 60	14	12	13	15	4	2	1	9	16		
C: 59 - 55	13	8	8	6	2	0	0	0	8		
D: 54 - 50	1	3	8	1	0	0	0	1	1		
E: 49 - 40	5	4	3	2	0	0	0	0	9		
F: <40	2	2	3	5	0	0	0	0	4		
Ab: Absent	3	3	4	4	6	5	5	6	4		
TOPPER		9.7		Total Number of Girls					Girls Pass	Girls Promoted%	
No.Of students		1		Appeared	Pass	Promote	Detained				
				8	8	0	0	100	0		
APPEARED		51		Total Number of Boys					Boys Pass	Boys Promoted%	
PASSED		37		Appeared	Pass	Promote	Detained				
PROMOTED		14			43	29	14	0	67.44	32.56	
MALPRACTICE		0									
Pass %		72.55		TotalApp.	TotalP	TotalPro	TotalDeta	Section Pass +Promoted	Percentag		
PROMOTED %		27.45			51	37	14	0	100%		
BCOM GENERALS 3E 2018 BATCH RESULT ANALYSIS											
	MA	CL	FIM	ACA	RIB	GST(P)	C LAB	SIE	GST(T)		
O: 100 - 85	7	7	4	4	22	33	45	31	1		
A: 84 - 70	10	12	16	15	17	18	7	13	8		
B: 69 - 60	12	11	13	16	7	1	0	4	17		
C: 59 - 55	8	11	9	5	2	0	0	0	8		
D: 54 - 50	4	1	4	3	1	0	0	1	3		
E: 49 - 40	3	3	2	3	2	0	0	2	5		
F: <40	8	5	4	5	0	0	0	0	9		
Ab: Absent	0	2	0	1	1	0	0	1	1		
TOPPER		9.73		Total Number of Girls					Girls Pass	Girls Promoted%	
No.Of students		1		Appeared	Pass	Promote	Detained				
				7	7	0	0	100	0		
APPEARED		51		Total Number of Boys					Boys Pass	Boys Promoted%	
PASSED		37		Appeared	Pass	Promote	Detained				
PROMOTED		14			45	30	14	0	66.67	31.11	
MALPRACTICE		0									
Pass %		72.55		TotalApp.	TotalP	TotalPro	TotalDeta	Section Pass +Promoted	Percentag		
PROMOTED %		27.45			52	37	15	0	100%		
BCOM GENERALS 3HA 2018 BATCH RESULT ANALYSIS											
	MA	CL	IM	PROJECT	GST -	GST-P	CLAB	IF			
O: 100 - 85	22	24	7	40	4	28	44	0			
A: 84 - 70	23	13	28	10	27	15	6	12			
B: 69 - 60	4	9	12	0	14	7	0	17			
C: 59 - 55	0	3	2	0	2	0	0	12			
D: 54 - 50	0	1	1	0	2	0	0	7			
E: 49 - 40	0	0	0	0	0	0	0	1			
F: <40	1	0	0	0	1	0	0	1			
Ab: Absent	2	2	2	2	2	2	2	2			
TOPPER		9.57		Total Number of Girls					Girls Pass	Girls Promoted%	
No.Of students		2		Appeared	Pass	Promote	Detained				
				26	26	0	0	100	0		
APPEARED		52		Total Number of Boys					Boys Pass	Boys Promoted%	
PASSED		48		Appeared	Pass	Promote	Detained				
PROMOTED		4			26	22	4	0	84.62	15.38	
MALPRACTICE		0									
Pass %		92.31		TotalApp.	TotalP	TotalPro	TotalDeta	Section Pass +Promoted	Percentag		
PROMOTED %		7.69			52	48	4	0	100%		
BCOM GENERALS 3HB 2018 BATCH RESULT ANALYSIS											
	MA	CL	IM	PROJECT	GST -	GST-P	CLAB	IF			
O: 100 - 85	29	37	10	34	4	32	42	0			
A: 84 - 70	15	13	27	15	15	15	8	6			
B: 69 - 60	4	0	10	1	19	3	0	17			
C: 59 - 55	1	0	2	0	11	0	0	18			
D: 54 - 50	1	0	1	0	1	0	0	7			
E: 49 - 40	0	0	0	0	0	0	0	0			
F: <40	0	0	0	0	0	0	0	2			
Ab: Absent	0	0	0	0	0	0	0	0			
TOPPER		9.73		Total Number of Girls					Girls Pass	Girls Promoted%	
No.Of students		1		Appeared	Pass	Promote	Detained				
				25	24	1	0	96	4		
APPEARED		50		Total Number of Boys					Boys Pass	Boys Promoted%	
PASSED		48		Appeared	Pass	Promote	Detained				
PROMOTED		2			25	24	1	0	96	4	
MALPRACTICE		0									
Pass %		96		TotalApp.	TotalP	TotalPro	TotalDeta	Section Pass +Promoted	Percentag		
PROMOTED %		4			50	48	2	0	100%		




15

[Handwritten signature]

2.6.3

BBA 3A 2018 BATCH RESULT ANALYSIS										
	BPS	BA	PW	IPR	RAM	SM	BIS			
O: 100 - 85	0	3	16	19	8	45	12			
A: 84 - 70	12	22	20	29	21	6	19			
B: 69 - 60	19	16	14	4	19	3	13			
C: 59 - 55	14	6	4	0	6	0	10			
D: 54 - 50	4	3	0	2	0	0	0			
E: 49 - 40	5	3	0	0	0	0	0			
F: <40	0	1	0	0	0	0	0			
Ab: Absent	0	0	0	0	0	0	0			
TOPPER	9.64		Total Number of Girls				Girls Pass%	Girls Promoted%		
No.Of students	1		Appeared	Passed	Promoted	Detained				
			13	13	0	0	100	0		
APPEARED	54		Total Number of Boys				Boys Pass%	Boys Promoted%		
PASSED	54		Appeared	Passed	Promoted	Detained				
PROMOTED	0		41	41		0	100	0		
MALPRACTICE	0									
Pass %	100		TotalApp.	TotalPass	TotalProm	TotalDetained	Section Pass +PromotedPercentage			
PROMOTED %	0		54	54	0	0	100%			
BBA 3B 2018 BATCH RESULT ANALYSIS										
	BPS	BA	PW	IPR	RAM	SM	BIS			
O: 100 - 85	0	4	49	38	3	38	9			
A: 84 - 70	8	23	12	19	17	15	37			
B: 69 - 60	35	22	0	3	36	7	11			
C: 59 - 55	13	8	0	1	3	0	2			
D: 54 - 50	2	1	0	0	1	0	1			
E: 49 - 40	3	3	0	0	1	1	1			
F: <40	0	0	0	0	0	0	0			
Ab: Absent	0	0	0	0	0	0	0			
TOPPER	9.64		Total Number of Girls				Girls Pass%	Girls Promoted%		
No.Of students	1		Appeared	Passed	Promoted	Detained				
			22	22	0	0	100	0		
APPEARED	61		Total Number of Boys				Boys Pass%	Boys Promoted%		
PASSED	61		Appeared	Passed	Promoted	Detained				
PROMOTED	0		39	39	0	0	100	0		
MALPRACTICE	0									
Pass %	100		TotalApp.	TotalPass	TotalProm	TotalDetained	Section Pass +PromotedPercentage			
PROMOTED %	0		61	61	0	0	100%			




16

2.6.3

2021-22 Gen, Hons, BBA

BCOM GENERALS 3A 2019 BATCH RESULT ANALYSIS										
	ENG	SLANG	CCMA	PROJ	GST TH	GST PR	RM	IM		
O: 100 - 85	3	9	5	22	4	24	6	1		
A: 84 - 70	19	20	16	33	12	22	16	23		
B: 69 - 60	21	13	9	4	20	4	19	18		
C: 59 - 55	7	8	9	1	3	4	4	11		
D: 54 - 50	4	5	9	3	9	10	5	2		
E: 49 - 40	8	8	10	2	14	1	14	6		
F: <40	5	4	8	2	3	2	2	4		
Ab: Absent	0	0	1	0	2	0	1	2		
TOPPER		9.72		Total Number of Girls				Girls F	Girls Promoted%	
No.Of students		1		Appear	Passed	Promote	Detained			
				18	17	1	0	94.4	5.56	
APPEARED		67		Total Number of Boys				Boys I	Boys Promoted%	
PASSED		55		Appear	Passed	Promote	Detained			
PROMOTED		11		49	38	10	0	77.6	20.41	
MALPRACTICE		1								
Pass %		82.09		TotalAp	TotalPass	TotalPror	Total	Section Pass +PromotedPercentage		
PROMOTED %		16.42		67	55	12	0	100%		
BCOM GENERALS 3B 2019 BATCH RESULT ANALYSIS										
	ENG	SLANG	CCMA	PR	GST(Th)	GST(Pr)	RM	IM		
O: 100 - 85	2	12	4	14	5	32	6	4		
A: 84 - 70	21	27	20	45	11	12	18	17		
B: 69 - 60	16	9	14	0	15	4	17	23		
C: 59 - 55	7	5	4	0	9	3	4	7		
D: 54 - 50	6	2	7	0	6	4	6	2		
E: 49 - 40	3	3	5	0	12	4	7	5		
F: <40	3	1	4	1	1	0	2	2		
Ab: Absent	2	3	2	2	3	3	2	2		
TOPPER		9.6		Total Number of Girls				Girls F	Girls Promoted%	
No.Of students		1		Appear	Passed	Promote	Detained			
				19	17	2	0	89.5	10.53	
APPEARED		62		Total Number of Boys				Boys I	Boys Promoted%	
PASSED		55		Appear	Passed	Promote	Detained			
PROMOTED		7		43	38	5	0	88.4	11.63	
MALPRACTICE		0								
Pass %		88.71		TotalAp	TotalPass	TotalPror	Total	Section Pass +PromotedPercentage		
PROMOTED %		11.29		62	55	7	0	100%		
BCOM GENERALS 3C 2019 BATCH RESULT ANALYSIS										
	ENG	SLANG	CCMA	PR	GST(Th)	GST(Pr)	RM	IM		
O: 100 - 85	2	15	2	34	3	27	8	0		
A: 84 - 70	20	22	12	18	10	17	19	23		
B: 69 - 60	15	13	13	4	11	4	18	20		
C: 59 - 55	6	1	10	1	11	1	1	6		
D: 54 - 50	9	4	8	0	12	2	3	5		
E: 49 - 40	5	2	6	0	8	8	6	2		
F: <40	2	2	8	2	4	0	4	3		
Ab: Absent	0	0	0	0	0	0	0	0		
TOPPER		9.4		Total Number of Girls				Girls F	Girls Promoted%	
No.Of students		1		Appear	Passed	Promote	Detained			
				16	15	1	0	93.8	6.25	
APPEARED		59		Total Number of Boys				Boys I	Boys Promoted%	
PASSED		49		Appear	Passed	Promote	Detained			
PROMOTED		10		43	34	9	0	79.1	20.93	
MALPRACTICE		0								
Pass %		83.05		TotalAp	TotalPass	TotalPror	Total	Section Pass +PromotedPercentage		
PROMOTED %		16.95		59	49	10	0	100%		




17

[Handwritten signature]

2-6.3

BCOM GENERALS 3HA 2019 BATCH RESULT ANALYSIS									
	ENG	CCMA	AS	PROJ	GST-PR	IF	RM	GST-TH	
O: 100 - 85	7	6	6	1	38	1	19	10	
A: 84 - 70	26	23	13	25	10	12	26	13	
B: 69 - 60	10	12	17	23	1	14	5	8	
C: 59 - 55	2	6	7	0	0	7	1	6	
D: 54 - 50	5	2	7	0	0	7	1	6	
E: 49 - 40	1	2	1	2	2	10	0	8	
F: <40	1	1	1	0	0	1	0	1	
Ab: Absent	0	0	0	1	1	0	0	0	
TOPPER		9.56		Total Number of Girls				Girls P	Girls Promoted%
No.Of students		1		Appear	Passed	Promoted	Detained		
				20	20	0	0	100	0
APPEARED		52		Total Number of Boys				Boys P	Boys Promoted%
PASSED		51		Appear	Passed	Promoted	Detained		
PROMOTED		1		32	31	1	0	96.9	3.13
MALPRACTICE		0							
Pass %		98.08		TotalAp	TotalPass	TotalPror	Total	Section Pass +PromotedPercentage	
PROMOTED %		1.92		52	51	1	0	100%	
BCOM GENERALS 3HB 2019 BATCH RESULT ANALYSIS									
	ENG	CCMA	AS	PR	GST(PR)	IF	RM	GST(TH)	
O: 100 - 85	2	9	6	1	34	1	25	12	
A: 84 - 70	28	21	12	13	12	22	17	19	
B: 69 - 60	11	9	14	33	3	17	6	9	
C: 59 - 55	0	6	10	1	0	3	2	3	
D: 54 - 50	3	3	7	0	1	2	0	2	
E: 49 - 40	6	2	1	2	0	5	0	5	
F: <40	0	0	0	0	0	0	0	0	
Ab: Absent	0	0	0	0	0	0	0	0	
TOPPER		9.74		Total Number of Girls				Girls P	Girls Promoted%
No.Of students		3		Appear	Passed	Promoted	Detained		
				21	21	0	0	100	0
APPEARED		51		Total Number of Boys				Boys P	Boys Promoted%
PASSED		51		Appear	Passed	Promoted	Detained		
PROMOTED		0		30	30	0	0	100	0
MALPRACTICE		0							
Pass %		100		TotalAp	TotalPass	TotalPror	Total	Section Pass +PromotedPercentage	
PROMOTED %		0		51	51	0	0	100%	




18

[Handwritten signature]

2.6.3

BBA 3A 2019 BATCH RESULT ANALYSIS										
	ENG	SLANG	BKG	VIVA	IF	PROJ	RAM			
O: 100 - 85	5	26	3	13	1	5	0			
A: 84 - 70	27	17	25	16	24	38	17			
B: 69 - 60	8	9	14	7	16	16	21			
C: 59 - 55	3	4	9	2	12	0	14			
D: 54 - 50	3	2	5	12	5	0	5			
E: 49 - 40	2	1	3	9	1	0	2			
F: <40	0	0	0	0	0	0	0			
Ab: Absent	0	0	0	0	0	0	0			
TOPPER	9.22		Total Number of Girls				Girls Pass%	Girls Promoted%		
No.Of students	1		Appeared	Pass	Promoted	Detained				
			18	18	0	0	100	0		
APPEARED	59		Total Number of Boys				Boys Pass%	Boys Promoted%		
PASSED	59		Appeared	Pass	Promoted	Detained				
PROMOTED	0		41	41	0	0	100	0		
MALPRACTICE	0									
Pass %	100		TotalApp.	Total	TotalProm	TotalDetained	Section Pass +PromotedPercentage			
PROMOTED %	0		59	59	0	0	100%			
BBA 3B 2019 BATCH RESULT ANALYSIS										
	ENG	SLANG	BKG	VIVA	IF	PROJ	RAM			
O: 100 - 85	10	14	4	19	2	13	0			
A: 84 - 70	20	20	21	27	13	33	12			
B: 69 - 60	16	14	20	6	25	11	21			
C: 59 - 55	4	5	6	2	6	0	11			
D: 54 - 50	4	3	5	2	8	0	6			
E: 49 - 40	3	1	1	1	3	0	6			
F: <40	0	0	0	0	0	0	0			
Ab: Absent	0	0	0	0	0	0	0			
TOPPER	9.52		Total Number of Girls				Girls Pass%	Girls Promoted%		
No.Of students	1		Appeared	PAS	Promoted	Detained				
			13	13	0	0	100	0		
APPEARED	57		Total Number of Boys				Boys Pass%	Boys Promoted%		
PASSED	56		Appeared	PAS	Promoted	Detained				
PROMOTED	1		44	43	1	0	97.73	2.27		
MALPRACTICE	0									
Pass %	98.25		TotalApp.	Total	TotalProm	TotalDetained	Section Pass +PromotedPercentage			
PROMOTED %	1.75		57	56	1	0	100%			
BBA 3C 2019 BATCH RESULT ANALYSIS										
	ENG	SLANG	VIVA	RAM	IF	PROJECT	BANK			
O: 100 - 85	2	18	3	2	3	6	4			
A: 84 - 70	23	22	25	11	20	36	22			
B: 69 - 60	15	8	25	22	17	15	16			
C: 59 - 55	7	3	2	8	7	0	5			
D: 54 - 50	3	3	1	6	2	0	4			
E: 49 - 40	7	3	1	8	8	0	6			
F: <40	0	0	0	0	0	0	0			
Ab: Absent	1	1	1	1	1	1	1			
TOPPER	9.56		Total Number of Girls				Girls Pass%	Girls Promoted%		
No.Of students	1		Appeared	Pass	Promoted	Detained				
			16	16	0	0	100			
APPEARED	58		Total Number of Boys				Boys Pass%	Boys Promoted%		
PASSED	55		Appeared	Pass	Promoted	Detained				
PROMOTED	3		42	39	3	0	92.86	7.14		
MALPRACTICE	0									
Pass %	94.83		TotalApp.	Total	TotalProm	TotalDetained	Section Pass +PromotedPercentage			
PROMOTED %	5.17		58	55	3	0	100%			



[Handwritten signature]

Commerce 4 mst

2022-23
2.6.3

VOJ
Gen, Hons,
BBA ✓

BCOM GENERALS 3A 2020 BATCH RESULT ANALYSIS

	SLANG	ENGLISH	CCMA	Project	T & P	GST	T & P	GST	RM	IM
O: 90 - 100	8	0	0	34	3	34	2	1		
A+ 75 - 89	23	13	3	33	7	28	9	7		
A: 60 - 74	26	35	19	1	17	5	27	27		
B+: 55 - 59	5	10	11	0	5	0	10	10		
B: 50 - 54	4	5	9	0	13	0	13	9		
C: 45 - 49	2	2	7	0	15	0	6	9		
D: 40 - 44	0	2	16	0	8	1	0	5		
F(RA): <40	0	1	3	0	0	0	1	0		
AB(NA):ABSEN	0	0	0	0	0	0	0	0		
IC:IN-COMPLE	0	0	0	0	0	0	0	0		
SGPA		8.92		Total Number of Girls				Girls Pas	Girls Promoted%	
No.Of students		1		Appear	Passed	Promoted	Detained			
				12	12	0	0	100	0	
				Total Number of Boys				Boys Pa	Boys Promoted%	
APPEARED		68		Appear	Passed	Promoted	Detained			
PASSED		65		56	53	3	0	94.64	5.36	
Promoted		3								
MALPRACTICE		0								
Pass %		95.59		Total Ap	Total Pas	Total Prom	Total [Section Pass +Promoted	Percentage	
Promoted %		4.41		68	65	3	0	100%		

BCOM GENERALS 3B 2020 BATCH RESULT ANALYSIS

	SLANG	ENGLISH	CCMA	PR	GST (T)	GST (P)	RM	IM	
O: 90 - 100	4	0	0	0	3	46	0	2	
A+ 75 - 89	21	3	4	0	14	14	12	13	
A: 60 - 74	27	33	16	0	19	5	32	29	
B+: 55 - 59	5	9	8	0	9	0	8	10	
B: 50 - 54	5	13	15	0	8	0	4	9	
C: 45 - 49	3	5	9	0	7	0	5	1	
D: 40 - 44	1	2	10	0	6	0	5	0	
F(RA): <40	1	1	3	0	0	0	1	1	
AB(NA):ABSEN	0	1	2	0	1	2	0	1	
IC:IN-COMPLE	0	0	0	0	0	0	0	0	
SGPA		9.16		Total Number of Girls				Girls Pas	Girls Promoted%
No.Of students		1		Appear	Passed	Promoted	Detained		
				9	9	0	0	100	0
				Total Number of Boys				Boys Pa	Boys Promoted%
APPEARED		67		Appear	Passed	Promoted	Detained		
PASSED		61		58	52	6	0	89.66	10.3
Promoted		6							
MALPRACTICE		0							
Pass %		91.04		Total Ap	Total Pas	Total Prom	Total [Section Pass +Promoted	Percentage
Promoted %		8.96		67	61	6	0	100%	

BCOM GENERALS 3H 2020 BATCH RESULT ANALYSIS

	ENGLISH	CCMA	AS	RM (PR)	GST (PR)	IF	RM	GST (THEORY)	
O: 90 - 100	0	2	1	2	34	39	0	3	
A+ 75 - 89	0	15	9	1	27	18	3	24	
A: 60 - 74	0	31	15	4	0	4	26	22	
B+: 55 - 59	0	8	5	3	1	0	11	6	
B: 50 - 54	0	5	9	12	0	1	7	4	
C: 45 - 49	0	0	7	16	0	0	9	1	
D: 40 - 44	0	1	12	21	0	0	5	2	
F(RA): <40	0	0	4	3	0	0	1	0	
AB(NA):ABSEN	0	0	0	0	0	0	0	0	
IC:IN-COMPLE	0	0	0	0	0	0	0	0	
SGPA		9.26		Total Number of Girls				Girls Pas	Girls Promoted%
No.Of students		1		Appear	Passed	Promoted	Detained		
				28	26	2	0	92.86	7.14
				Total Number of Boys				Boys Pa	Boys Promoted%
APPEARED		62		Appear	Passed	Promoted	Detained		
PASSED		57		34	31	3	0	91.18	8.82
Promoted		5							
MALPRACTICE		0							
Pass %		91.94		Total Ap	Total Pas	Total Prom	Total [Section Pass +Promoted	Percentage
Promoted %		8.06		62	57	5	0	100%	



20

[Handwritten signature]

2, 6, 3

BBA 3A 2020 BATCH RESULT ANALYSIS									
	SLANG	ENGLISH	BANKING	IF	RAM	VIVA	PRJ		
O: 90 - 100	7	0	0	0	0	44	41		
A+ 75 - 89	21	19	16	11	9	7	9		
A: 60 - 74	16	26	25	30	26	0	1		
B+: 55 - 59	3	3	6	2	8	0	0		
B: 50 - 54	2	0	3	4	2	0	0		
C: 45 - 49	1	3	1	2	3	0	0		
D: 40 - 44	0	0	0	0	2	0	0		
F(RA): <40	1	0	0	1	0	0	0		
AB(NA): ABSEN	0	0	0	1	1	0	0		
IC: IN-COMPLE	0	0	0	0	0	0	0		
SGPA		9.15		Total Number of Girls				Girls Pa	Girls Promoted%
No.Of students		1		Appeared	Passed	Promot	Detained		
				12	11	1	0	91.67 8.33	
APPEARED		51	Total Number of Boys				Boys Pa	Boys Promoted%	
PASSED		49		Appeared	Passed	Promot	Detained		
Promoted		2		39	38	1	0	97.44 2.56	
MALPRACTICE		0							
Pass %		96.08	TotalAp	Total Pas	TotalPro	Total Deta	Section Pass +PromotedPercentage		
Promoted %		3.92	51	49	2	0	100%		

BBA 3B 2020 BATCH RESULT ANALYSIS								
	SLANG	ENGLISH	Banking	Viva	IF	RAM	PRJ	
O: 90 - 100	11	6	2	26	0	22	0	
A+ 75 - 89	21	28	13	27	18	26	2	
A: 60 - 74	18	21	32	5	34	12	27	
B+: 55 - 59	8	3	6	2	4	0	9	
B: 50 - 54	2	3	4	0	1	0	9	
C: 45 - 49	1	0	4	0	1	0	5	
D: 40 - 44	1	0	0	0	2	0	8	
F(RA): <40	0	0	0	0	0	0	0	
AB(NA): ABSEN	0	0	0	0	0	0	0	
IC: IN-COMPLE	0	0	0	0	0	0	0	
SGPA		9.19	Total Number of Girls				Girls Pa	Girls Promoted%
No.Of students		1		Appeared	Passed	Promot	Detained	
				20	20	0	0	100 0
APPEARED		62	Total Number of Boys				Boys Pa	Boys Promoted%
PASSED		62		Appeared	Passed	Promot	Detained	
Promoted		0		41	41	0	0	100 0
MALPRACTICE		0						
Pass %		100	TotalAp	Total Pas	TotalPro	Total Deta	Section Pass +PromotedPercentage	
Promoted %		0	61	61	0	0	100%	

BBA 3C 2020 BATCH RESULT ANALYSIS								
	ENGLISH	SL	BANKING	VIVA-VI	IF	PROJE	RAM	
O: 90 - 100	0	5	0	34	0	3	0	
A+ 75 - 89	14	22	8	22	4	48	7	
A: 60 - 74	22	14	26	2	34	7	17	
B+: 55 - 59	9	8	9	0	7	0	12	
B: 50 - 54	6	4	11	0	6	0	9	
C: 45 - 49	5	2	3	0	6	0	5	
D: 40 - 44	2	0	2	0	1	0	7	
F(RA): <40	1	4	0	0	1	0	1	
AB(NA): ABSEN	0	0	0	1	0	1	1	
IC: IN-COMPLE	0	0	0	0	0	0	0	
SGPA		9.22	Total Number of Girls				Girls Pa	Girls Promoted%
No.Of students		1		Appeared	Passed	Promot	Detained	
				8	8	0	0	100 0
APPEARED		59	Total Number of Boys				Boys Pa	Boys Promoted%
PASSED		54		Appeared	Passed	Promot	Detained	
Promoted		5		51	46	5	0	90.2 9.8
MALPRACTICE		0						
Pass %		91.53	TotalAp	Total Pas	TotalPro	Total Deta	Section Pass +PromotedPercentage	
Promoted %		8.47	59	54	5	0	100%	




[Handwritten signature in green ink]

ANALYSIS

313 Computers - 2016 - 2019

2.6.3

	MA	CLAW	GST	GSTP	COMM	INS	E-COMM PR	RDBMS	RDBMS PR	E-COMM	*Pr - PRACTICALS		
O: 100 - 85	1	4	3	59	15	6	48	12	19	1			
A: 84 - 70	15	22	24	0	42	31	10	24	34	17			
B: 69 - 60	13	15	20	0	2	15	1	9	5	24			
C: 59 - 55	13	8	6	0	0	1	0	5	1	9			
D: 54 - 50	7	2	4	0	0	3	0	4	0	5			
E: 49 - 40	7	7	2	0	0	3	0	4	0	2			
F: <40	1	0	0	0	0	0	0	1	0	1			
Ab: Absent	1	1	0	0	0	0	0	0	0	0			
TOPPER	9.47				TOPPER ROLLNO(S)								
No.Of students	1				16-1051-402-072			Total Number of Girls				Girls Pass %	Girls Promoted %
							Appeared	Passed	Promoted	Detained			
							24	23 24	1	0	95.83	4.17	
APPEARED	59							Total Number of Boys				Boys Pass %	Boys Promoted %
PASSED	57 58												
PROMOTED	2 1						Appeared	Passed	Promoted	Detained			
MALPRACTICE	0						35	34	1	0	97.14	2.86	
Pass %	96.61												
PROMOTED %	3.39						Total App.	Total Pass	Total Promoted	Total Detained	Section Pass +Promoted Percentage		
							59	57	2	0	100%		



2.3

3 C Computers
2016-2019

2.6.3

MA	Claw	GST	GST Pr	CL PF	RIB	Ecom pr	RDBMS	RDBMS Pr	SIE	Ecom	Girls Pass%	Girls Promoted%																																																																				
													Appeared	Passed	Promoted	Detained																																																																
O:	8	6	57	26	8	8	6	16	4	1																																																																						
100 - 85																																																																																
A:	13	22	0	30	22	48	22	33	23	21																																																																						
84 - 70																																																																																
B:	18	15	0	1	15	1	11	8	17	16																																																																						
69 - 60																																																																																
C:	13	9	0	0	7	0	8	0	5	11																																																																						
59 - 55																																																																																
D:	2	5	0	0	4	0	6	0	7	5																																																																						
54 - 50																																																																																
E:	2	0	0	0	1	0	3	0	1	2																																																																						
49 - 40																																																																																
F:	1	0	0	0	0	0	1	0	0	1																																																																						
< 40																																																																																
Ab:	0	0	0	0	0	0	0	0	0	0																																																																						
Absent																																																																																
TOPPER	9.6																																																																															
No Of Students	1																																																																															
<table border="1"> <thead> <tr> <th colspan="4">TOPPER ROLLNO(S)</th> <th colspan="4">Total Number of Girls</th> <th colspan="4">Total Number of Boys</th> </tr> <tr> <th>Appeared</th> <th>Passed</th> <th>Promoted</th> <th>Detained</th> <th>Appeared</th> <th>Passed</th> <th>Promoted</th> <th>Detained</th> <th>Appeared</th> <th>Passed</th> <th>Promoted</th> <th>Detained</th> <th>Boys Promoted %</th> <th>Girls Promoted %</th> </tr> </thead> <tbody> <tr> <td>27</td> <td>27</td> <td>0</td> <td>0</td> <td>30</td> <td>25</td> <td>0</td> <td>0</td> <td>57</td> <td>52</td> <td>0</td> <td>0</td> <td>83.33</td> <td>100.00</td> </tr> <tr> <td colspan="4">TotalApp TotalPass</td> <td colspan="4">TotalPromoted</td> <td colspan="4">TotalDetained</td> <td colspan="2">SECTION PASS PROMOTED Percentage</td> </tr> <tr> <td colspan="4">57</td> <td colspan="4">52</td> <td colspan="4">0</td> <td colspan="2">91%</td> </tr> </tbody> </table>													TOPPER ROLLNO(S)				Total Number of Girls				Total Number of Boys				Appeared	Passed	Promoted	Detained	Appeared	Passed	Promoted	Detained	Appeared	Passed	Promoted	Detained	Boys Promoted %	Girls Promoted %	27	27	0	0	30	25	0	0	57	52	0	0	83.33	100.00	TotalApp TotalPass				TotalPromoted				TotalDetained				SECTION PASS PROMOTED Percentage		57				52				0				91%	
TOPPER ROLLNO(S)				Total Number of Girls				Total Number of Boys																																																																								
Appeared	Passed	Promoted	Detained	Appeared	Passed	Promoted	Detained	Appeared	Passed	Promoted	Detained	Boys Promoted %	Girls Promoted %																																																																			
27	27	0	0	30	25	0	0	57	52	0	0	83.33	100.00																																																																			
TotalApp TotalPass				TotalPromoted				TotalDetained				SECTION PASS PROMOTED Percentage																																																																				
57				52				0				91%																																																																				
APPEARED	57																																																																															
PASSED	52																																																																															
PROMOTED	0																																																																															
MALPRACTICE	0																																																																															
Pass %	91.23																																																																															
PROMOTED %	0.00																																																																															



24

Handwritten signature or initials in green ink.

2.6.3

3D Computers
2016-2019

	#REF!	ANALYSIS										
	MA	CL	GST	PRA GST	COMM LAB PF	RIB	ECOMM	ECOMM PRA	R. D. B. M. S	R. D. B. M. S PR	IE	Pr - PRACTICALS
O: 100 - 85	6	9	3	55	30	9	5	37	6	16	5	
A: 84 - 70	15	22	27	2	26	25	16	20	25	33	26	
B: 69 - 60	19	15	12	0	1	15	22	0	15	8	15	
C: 59 - 55	9	5	10	0	0	3	5	0	5	0	5	
D: 54 - 50	5	3	2	0	0	3	6	0	2	0	4	
E: 49 - 40	2	3	2	0	0	1	3	0	3	0	1	
F: <40	1	0	1	0	0	1	0	0	1	0	1	
Ab: Absent	0	0	0	0	0	0	0	0	0	0	0	
	56	57	56	57	57	56	57	57	56	57	56	
	TOPPER ROLL NO(S)/Name											
TOPPER SGPA	9.6	1051-16-402-220										
No. Of students	1	TRUPTI AGARWAL										
TOPPER CGPA	9.41	1051-16-402-196										
No. Of students	1	SAKSHI										
APPEARED	57											
PASSED	54											
PROMOTED	3											
MALPRACTICE	0											
Pass %	94.74											
PROMOTED %	5.26											
						Total App.	Total Pass	Total Promoted	Total Detained	Section Pass +Promoted Percentage		
						57	54	3	0	100%		

25




Handwritten signature in green ink.

3 Applications
2016-2019

2.6.3

CGPA	3COMPUTER APPLICATIONS-										ANALYSIS	E COM	E COM (PR)	IE	*Pr - PRA			
	MA	CL	MIS	MIS(PR)	GST	RIB	C LAB(PF)	E COM	E COM (PR)	IE								
7.63																		
0	O: 100 - 85	1	3	6	1	3						0	7	2				
0	A: 84 - 70	12	12	32	10	13						13	39	25				
7.79	B: 69 - 60	15	13	18	6	20						15	2	10				
0	C: 59 - 55	13	7	1	9	5						8	0	5				
6.57	D: 54 - 50	4	6	0	11	4						11	0	3				
7.78	E: 49 - 40	7	10	0	12	7						7	9	12				
7.84	F: <40	5	6	0	8	5						3	0	0				
8.02	Ab: Absent	0	0	0	0	0						0	0	0				
7.68																		
7.17																		
6.09	TOPPER	1																
7.79	No.Of students	1																
8.07																		
0																		
8.37	APPEARED	57																
7.95	PASSED	42																
8.41	PROMOTED	15																
7.97	MALPRACTICE	0																
7.33																		
8.36	Pass %	73.68																
7.57	PROMOTED %	26.32																
0																		
8.18																		
0																		
7.81																		
7.11																		
7.61																		
6.92																		
8.25																		
8.71																		
0																		
7.17																		
												Total Number of Girls		Total Number of Boys		Section Pass %		
												Appeared	Promoted	Detained	Passed	Promoted	Detained	Boys Pass %
												24	3	0	21	12	0	63.64
												Total App.		Total Decained	Total Pass	Total Promoted	Total Detained	Section Pass %
												57	15	0	42	15	0	100



Second Language Analysis

	TELLUGU	HINDI	SANSKRIT	FRENCH	ARABIC	PERSIAN
O:	0	0	3	0	0	0
A:	0	4	8	0	0	0
B:	2	1	10	0	0	0
C:	1	1	5	0	0	0
D:	0	2	3	1	0	0

Handwritten signature in green ink.

UG Result Analysis - 2017 - 2020
 B.Com Computers & B.Com Computer Applications

2.6.13

19-20

B. Com Com

3A, 3B, 3C, 3D,

3CA

AURORA'S DEGREE & PG COLLEGE
 (ACCREDITED BY NAAC WITH B++ GRADE)

RIB	S.I.E	M.A	CLAW	GST	COMPUTERS 3A	GST PR	ECOMM	ECOM PR	RDBMS	RDBMS PR	CLAB	Subject	Faculty Name	Total Number of Girls		Girls Promote%	Girls Promote%		
														Appeared	Passed			Promoted	Detained
O: 100-85	5	0	2	3		35	14	25	6	26	15	RIB	RENUKA	20	20	0	0	100.00	0.00
A: 84-70	24	20	13	17		22	25	30	15	30	43	S.I.E	PRASAD	39	34	5	0	87.18	12.82
B: 69-60	15	25	13	21		1	12	4	24	3	0	M.A	SATISH K						
C: 59-55	6	11	9	5		0	4	0	2	0	0	CLAW	PADMNI						
D: 54-50	7	1	8	9		1	2	0	5	0	0	GST	MAMTHA						
E: 49-40	2	2	3	11		0	2	0	6	0	0	GST PR	MAMTHA						
F: <40	0	0	2	2		0	0	0	1	0	0	ECOMM	DR.CVV RAMAN						
Ab: Absent	0	0	0	0		0	0	0	0	0	0	ECOM PR	DR.CVV RAMAN						
TOPPER	9.57																		
No. Of students	1																		
APPEARED	59																		
PASSED	54																		
FAILED	5																		
MALPRACTICE	0																		
Pass %	91.53																		
PROMOTED %	8.47																		
													Total Pass	54	5	0	Section Pass + Promoted Percentage		92%



27

(Handwritten signature/initials)

3CB - 2017-2018

2.6.3

AURORA'S DEGREE & PG COLLEGE
(ACCREDITED BY NAAC WITH B++ GRADE)

		BCOM			COMPUTERS C				ANALYSIS											
SI	RIB	GST	GST PR	CL	MA	CLAB	ECOM	ECOM PR	RDBMS	RDBMS PR	Subject	Faculty Name								
O: 100 - 85	0	21	8	9	3	54	12	27	11	33	SI	MADURI								
A: 84 - 70	26	27	28	14	15	4	34	29	27	22	RIB	RENUKA								
B: 69 - 60	5	5	15	16	18	0	10	2	7	3	GST	ARCHANA								
C: 59 - 55	1	1	3	9	5	0	1	0	4	0	GST PR	ARCHANA								
D: 54 - 50	3	3	1	5	8	0	1	0	4	0	CL	DR. PADMINI								
E: 49 - 40																				
F: <40	3	2	4	5	9	0	0	0	4	0	MA	DR. VISWANDHAM BULLUSU, SOWMYA MOHAN								
AB: Absent	0	0	0	1	1	0	1	0	2	0	CLAB	SHIVASHANKAR								
	0	0	0	0	0	0	0	0	0	0	ECOM	HANEESHA.K								
											ECOM PR	HANEESHA.K								
											RDBMS	HANEESHA.K								
											RDBMS PR	HANEESHA.K								
TOPPER	9.8																			
No. Of students	1																			
									Total Number of Girls											
APPEARED	59							28	0	1										
PASSED	56																			
FAILED	3								Total Number of Boys											
MALPRACTICE	0							31	0	10										
Pass %	94.92																			
PROMOTED %	5.08							TotalApp	TotalPass	TotalPromoted										
								59	0	11										



28

Handwritten signature in green ink.

2017-20 - D

2.6.3

AURORA'S DEGREE & PG COLLEGE
(ACCREDITED BY NAAC WITH B++ GRADE)

B.COM COMPUTERS 3CD

O:	MGTA/C	C.LAW	GST	GST(P)	C.LAB	RIB	E.COM(P)	RDBMS	RDBMS(P)	SIE	E.COM	Subject	Faculty Name	Total Number of Girls		Girls Promoted%			
														Appeared	Passed				
100-85	5	5	2	47	46	16	27	11	24	26	8	MGTA/C	Satish Kumar	27	25	2	0	92.59	7.41
84-70	17	19	22	9	10	23	28	17	28	20	29	C.LAW	Padmini S	30	27	3	0	90.00	10.00
69-60	13	11	19	0	0	11	1	10	4	8	12	GST	Madhavilatha P	30	27	3	0	90.00	10.00
59-55	8	10	5	0	0	2	0	8	0	1	3	GST(P)	Madhavilatha P	30	27	3	0	90.00	10.00
54-50	7	5	7	0	0	3	0	7	0	1	3	C.LAB	T Aruna	30	27	3	0	90.00	10.00
49-40	6	5	1	0	0	1	0	3	0	0	1	RIB	Tejaswini G	30	27	3	0	90.00	10.00
<40	0	1	0	0	0	0	0	0	0	0	0	E.COM(P)	Suvarnalakshmi	30	27	3	0	90.00	10.00
Absent	0	0	0	0	0	0	0	0	0	0	0	SIE	Sujatha K	30	27	3	0	90.00	10.00
TOPPER		9.77										E.COM	Suvarnalakshmi	30	27	3	0	90.00	10.00
No. Of students		1												57	52	5	0	91%	
APPEARED		57												27	25	2	0		
PASSED		52												30	27	3	0		
FAILED		5												30	27	3	0		
MALPRACTICE		0												30	27	3	0		
Pass %		91.23												57	52	5	0		
PROMOTED %		8.77												30	27	3	0		

30



Handwritten signature/initials in green ink.

3 Comp. Appl

2017-2020

216.3

AURORA'S DEGREE & PG COLLEGE
(ACCREDITED BY NAAC WITH B++ GRADE)

B.COM COMPUTER APPLICATIONS												RESULT ANALYSIS							
	MA	CLAW	MIS	GST	C-LAB	E-comm	SIE	RIB	MIS-PR	E-comm-PR	GST-PR	Subject	Faculty Name	Subject	Faculty Name				
O: 100 - 85	3	0	0	0	54	11	4	2	23	18	51	MA	Satish	RIB	Renuka				
A: 84 - 70	5	16	21	19	0	31	25	33	30	35	2	CLAW	Tejaswini	MIS-PR	Suvarna Lakshmi				
B: 69 - 60	17	15	9	18	0	8	18	15	1	1	1	MIS	Suvarna Lakshmi	E-comm-PR	Chandra Praveen				
C: 59 - 55	4	7	11	7	0	4	4	2	0	0	0	GST	Archana	GST-PR	Archana				
D: 54 - 50	10	4	8	5	0	0	3	0	0	0	0	C-LAB	Lakshmi Waghmare	#REF!					
E: 49 - 40	13	10	5	4	0	0	0	2	0	0	0	E-comm	ChandraPraveen	#REF!					
F: <40	1	1	0	1	0	0	0	0	0	0	0	SIE	Chamundeshwari	#REF!					
Ab: Absent	0	0	0	0	0	0	0	0	0	0	0								
TOPPER	9.47	TOPPER ROLLNO(S)																	
No.Of students	1	1051-17-405-028																	
												Total Number of Girls				Girls Pass%	Girls Promoted %		
APPEARED	54					Appeared	Passed	Promoted	Detained					24	24	0	0	100.00	0.00
PASSED	53																		
FAILED	1																		
MALPRACTICE	0																		
Pass %	98.15																		
PROMOTED %	1.85																		
												TotalApp.	TotalPass	TotalPromote	TotalDetained	Section Pass +Promoted Percentage			
												54	53	1	0	98%			

31



Handwritten signature in green ink.

- 3A, 3B, 3C, 3D
2 3 Applications

2020-21

UG Result Analysis - 2018-2021
B.Com Computers & B.Com Computer Applications
2-6.3
B.Com and

AURORA'S DEGREE & PG COLLEGE
(ACCREDITED BY NAAC WITH B++ GRADE)

B.COM COMPUTERS III A-SEM-VI SEM ANALYSIS										
MA	CLAW	GST	GST PR	CLAB	RIB	ECOMM PR	RDBMS	RDBMS PR	SIE	ECOMM
O:										
100 - 85	7	10	5	41	13	21	5	46	16	6
A:										
84 - 70	14	27	19	18	36	39	18	14	30	34
B:										
69 - 60	18	13	13	0	7	0	23	0	10	8
C:										
59 - 55	16	6	10	1	1	0	6	0	3	7
D:										
54 - 50	4	1	7	0	1	0	4	0	1	4
E:										
49 - 40	0	0	2	0	2	0	0	0	0	1
F:										
<40	1	3	4	0	0	0	4	0	0	0
Ab:										
Absent	0	0	0	0	0	0	0	0	0	0
TOPPER										
No. Of students										
TOPPER ROLLNO(S)										
1051-18-402-028										
APPEARED										
60										
PASSED										
50										
PROMOTED										
10										
MALPRACTICE										
0										
Pass %										
83.33										
PROMOTED %										
16.67										
Total App										
60										
Total Pass										
50										
Total Promoted										
10										
Total Detained										
0										
Section Pass + Promoted Percentage										
100%										
Total Number of Boys										
Total Number of Girls										
Appeared										
24										
Passed										
24										
Detained										
0										
Boys Pass										
100.00										
Boys Promoted										
0.00										
Boys Pass										
26										
Boys Promoted										
10										
Boys Detained										
0										
Boys Pass %										
72.22										
Boys Promoted %										
27.78										
Girls Pass										
0										
Girls Promoted										
0										
Girls Detained										
0										
Girls Pass %										
0.00										
Girls Promoted %										
0.00										
Suvarna Lakshmi										
Suvarna Lakshmi										
Arjuna Rao										
Lakshmi Waghmare										
T. Aruna										



[Handwritten signature]

2.6.3

Aurora's Degree & PG College
(ACCREDITED BY NAAC WITH 'B++' GRADE)
Chikkaadpally, Hyderabad 500020

BCOM COMP 3B Result Analysis 2018-19, 2019-20 & 2020-21

O: 100 - 85	3	6	2	33	33	23	7	33	19	17	MANAGERIAL ACCOUNTING	Faculty Name	Subject	Faculty Name	Subject	Faculty Name			
																	A: 84 - 70	22	28
B: 69 - 60	20	15	24	1	0	0	16	2	5	10	THEORY AND PRACTICE OF GST	Suvarna Lakshmi C	R.D.B.M.S. PR	N Chandra Praveen					
C: 59 - 55	7	3	7	0	0	5	7	1	0	1	THEORY AND PRA.OF GST PR	Suvarna Lakshmi C	R.D.B.M.S. PR						
D: 54 - 50	5	4	2	0	0	4	2	0	0	0	COMMERCE LAB PF	Suvarna Lakshmi C	R.D.B.M.S. PR						
E: 49 - 40	0	0	2	0	0	0	1	0	0	0	E-COMMERCE	Suvarna Lakshmi C							
F: <40	0	1	3	0	0	1	0	0	0	0	E-COMMERCE PR	Suvarna Lakshmi C							
Ab: Absent	0	0	0	0	0	0	0	0	0	0									
TOPPER		9.73																	
No.Of students	1																		
APPEARED	57																		
PASSED	52																		
FAILED	5																		
MAIPRACTICE	0																		
Pass %		91.23																	
PROMOTED %		8.77																	
										Total App.		Total Pass		Total Failed		Total Detained		Section Pass +Promoted Percentage	
										57		52		5		0		100%	
										19		18		1		0		94.74	
										Total Number of Girls		Total Number of Boys		Girls Promoted%		Boys Promoted %			
										Appeared		Passed		Failed		Detained			
										38		34		4		0			
										94.74		89.47		5.26		10.53			



33

[Handwritten signature]

2.6.3

B.COM COMPUTERS 3 C RESULT ANALYSIS 2018-19, 2019-20 & 2020-21

	B.COM COMPUTERS III C-Sem-VI SEM										ANALYSIS		Faculty Details	
	MA	CLAW	GST	GST PR	CLAB	RIB	ECOMMPR	RDBMS	RDBMS PR	SIE	ECOMM	Girls Pass%		Boys Promoted %
O: 100-85	10	5	1	19	37	16	7	3	20	2	9	93.33	6.67	
A: 84-70	16	21	9	31	12	22	43	14	27	33	25			
B: 69-60	13	13	17	0	1	7	0	15	3	12	13			
C: 59-55	4	5	13	0	0	1	0	11	0	2	1			
D: 54-50	3	2	1	0	0	1	0	2	0	0	0			
E: 49-40	1	2	7	0	0	2	0	2	0	1	0			
F: <40	3	2	2	0	0	1	0	3	0	0	2			
Ab: Absent	0	0	0	0	0	0	0	0	0	0	0			
TOPPER	9.43													
No.Of students	1										Total Number of Girls			
	1051-18-402-172										Appeared	Passed	Promoted	Detained
APPEARED	50										15	14	1	0
PASSED	43										Total Number of Boys			
PROMOTED	7										Appeared	Passed	Promoted	Detained
MALPRACTICE	0										35	29	6	0
Pass %	86.00										TotalPass	TotalPromoted	TotalDetained	
PROMOTED %	14.00										50	43	7	0
											Boys Pass %		Boys Promoted %	
											82.86		17.14	
											100%		100%	



Handwritten signature in green ink.

Second Language Analysis

	TELLUGU	HINDI	SANSKRIT	FRENCH	ARABIC	PERSIAN
O:	0	0	1	0	0	0
100-85	0	0	9	0	0	0
A:	0	0	17	0	0	0
84-70	0	0	13	0	0	0
B:	0	0	1	0	0	0
69-60	0	0	7	0	0	0
C:	0	0	2	0	0	0
59-55	0	0	0	0	0	0
D:	0	0	0	0	0	0
54-50	0	0	0	0	0	0
E:	0	0	0	0	0	0
49-40	0	0	0	0	0	0
F:	0	0	0	0	0	0
<40	0	0	0	0	0	0
Ab: Absent	0	0	0	0	0	0

34

2018-21 - D
Computers

2.6.3

AURORA'S DEGREE & PG COLLEGE
(ACCREDITED BY NAAC WITH B++ GRADE)

		BCOM COMPUTERS- Sem-VI				3CD				Faculty Details									
		CLAW	GST(T)	GST(P)	CLAB	RIB	ECOM(P)	RDBMS	RDBMD(P)	SIE	ECOM(T)								
O:		15	4	11	26	32	26	8	42	8	7	MA	S.K.PRIYA						
A:		22	11	35	31	18	31	10	15	39	27	CLAW	Dr.PADMINI						
B:		16	20	11	0	6	0	25	0	9	15	GST(T)	SATHISH						
C:		2	12	0	0	0	0	8	0	0	6	CLAB	G.SHIVA SHANKAR						
D:		0	6	0	0	0	0	3	0	1	1	RIB	LAKSHMI.W						
E:		0	2	0	0	1	0	0	0	0	0	RDBMS	CHANDRA PRAVEEN						
F:		2	2	0	0	0	0	3	0	0	1	RDBMD(P)	CHANDRA PRAVEEN						
<40		0	0	0	0	0	0	0	0	0	0	SIE	P.MADHURI						
Absent		0	0	0	0	0	0	0	0	0	0	ECOMM	NOUSHEEN						
												ECOMM(P)	NOUSHEEN						
TOPPER	Saroj Jangid																		
No.Of students	57	BCOM COMP											9.63						
		TOPPER ROLLNO(S)											1051-18-402-212						
APPEARED	57					Appeared				24		Total Number of Girls		Girls Pass %		Girls Promoted %			
PASSED	44									21		Passed		Promoted		87.50		12.50	
FAILED	13									3		FAILED							
MAIPRACTICE	NA																		
						Appeared				33		Total Number of Boys		Boys Pass %		Boys Promoted %			
Pass %	77.19									23		Passed		Promoted		69.60		30.03	
FAILED	22.80									10		FAILED							
						TotalApp.				57		TotalPass		TotalPromoted		Total Failed		SECURITY PASS % (PROMOTED)	
										44		44		13		77%		Discontinue	



35

Handwritten signature in green ink.

2.6.13

Aurora's Degree & PG College
 (Accredited by NAAC with 'B++' grade)
 Chikkadpally, Hyderabad 500020

Bcom Computer Applications Result Analysis 2018-19, 2019-20 & 2020-21

Faculty Name	Subject	Bcom Computer Applications											Faculty Name																																																																																																																						
		MA	C.LAW	MIS	GST	RIB	COMM LAB	ECOM	SIE	MIS PR	COMM P	GST PR																																																																																																																							
Prishna Priy	MA	7	4	12	2	28	41	3	1	45	20	37	0	0	0	Suvarnalaxmi																																																																																																																			
padmini	C.LAW	17	19	18	21	18	14	22	35	10	35	18	0	0	0	Nausheen																																																																																																																			
Madhavi latha	GST	14	21	10	14	7	0	16	15	0	0	0	0	0	0	Madhavi latha																																																																																																																			
Laxmi W	RIB					2	0	5	4	0	0	0	0	0	0																																																																																																																				
Shiva shanker	COMM LAB	10	8	11	9	0	0	5	0	0	0	0	0	0	0																																																																																																																				
Nausheen	ECOM	2	0	2	4	0	0	5	0	0	0	0	0	0	0																																																																																																																				
	MA	0	0	0	2	0	0	0	0	0	0	0	0	0	0																																																																																																																				
	C.LAW	5	3	2	3	0	0	4	0	0	0	0	0	0	0																																																																																																																				
	MIS	<40																																																																																																																																	
	GST	0	0	0	0	0	0	0	0	0	0	0	0	0	0																																																																																																																				
	RIB																																																																																																																																		
	COMM LAB																																																																																																																																		
	ECOM																																																																																																																																		
		<table border="1"> <thead> <tr> <th rowspan="2"></th> <th colspan="6">Total Number of Girls</th> <th colspan="6">Total Number of Boys</th> </tr> <tr> <th>Appeared</th> <th>Passed</th> <th>Promoted</th> <th>Detained</th> <th>Failed</th> <th>Withdrawn</th> <th>Appeared</th> <th>Passed</th> <th>Promoted</th> <th>Detained</th> <th>Failed</th> <th>Withdrawn</th> </tr> </thead> <tbody> <tr> <td>TOPPER</td> <td>9.7</td> <td></td> <td></td> <td></td> <td></td> <td></td> <td>17</td> <td>16</td> <td>1</td> <td>0</td> <td></td> <td></td> </tr> <tr> <td>students</td> <td>1</td> <td></td> <td></td> <td></td> <td></td> <td></td> <td></td> <td></td> <td></td> <td></td> <td></td> <td></td> </tr> <tr> <td>APPEARED</td> <td>55</td> <td></td> <td></td> <td></td> <td></td> <td></td> <td colspan="6"></td> </tr> <tr> <td>PASSED</td> <td>47</td> <td></td> <td></td> <td></td> <td></td> <td></td> <td colspan="6"></td> </tr> <tr> <td>PROMOTED</td> <td>8</td> <td></td> <td></td> <td></td> <td></td> <td></td> <td colspan="6"></td> </tr> <tr> <td>MALPRACTICE</td> <td>0</td> <td></td> <td></td> <td></td> <td></td> <td></td> <td colspan="6"></td> </tr> <tr> <td>Pass %</td> <td>85.45</td> <td></td> <td></td> <td></td> <td></td> <td></td> <td colspan="6"></td> </tr> </tbody> </table>															Total Number of Girls						Total Number of Boys						Appeared	Passed	Promoted	Detained	Failed	Withdrawn	Appeared	Passed	Promoted	Detained	Failed	Withdrawn	TOPPER	9.7						17	16	1	0			students	1												APPEARED	55												PASSED	47												PROMOTED	8												MALPRACTICE	0												Pass %	85.45											
	Total Number of Girls						Total Number of Boys																																																																																																																												
	Appeared	Passed	Promoted	Detained	Failed	Withdrawn	Appeared	Passed	Promoted	Detained	Failed	Withdrawn																																																																																																																							
TOPPER	9.7						17	16	1	0																																																																																																																									
students	1																																																																																																																																		
APPEARED	55																																																																																																																																		
PASSED	47																																																																																																																																		
PROMOTED	8																																																																																																																																		
MALPRACTICE	0																																																																																																																																		
Pass %	85.45																																																																																																																																		



Handwritten signature

PROMOTED %	Total Pass	Total Pri	Total De	Pass + Promote
14.55	55	8	0	100%

[Handwritten signature]



33

UG Result Analysis - 2019-2022

B.Com Computer Applications

3A, 3B, 3C, 3D
All Computer apply
2021-22

2.6.3
B.Com and

AURORA'S DEGREE & PG COLLEGE
(ACCREDITED BY NAAC WITH B++ GRADE)

O: 100-85 A: 84-70 B: 69-60 C: 59-55 D: 54-50 E: 49-40 F: <40 Ab: Absent	ANALYSIS										SEMESTER VI																																																	
	Eng	Sanskrit	CCMA	GST Theory	Project	Cyber Th	Cyber Pr	Rm	GST Pr	Subject		Faculty Name																																																
3	10	3	5	28	0	37	10	34	Eng	Vineetha p																																																		
16	32	13	22	34	12	24	26	25	Sanskrit	Dr. Padmaja																																																		
19	13	26	19	5	17	4	15	4	CCMA	Aruna T																																																		
8	2	6	5	0	7	1	6	2	GST Theory	Satish K																																																		
8	7	6	2	0	4	1	6	2	Project	Veena M																																																		
7	1	5	11	0	23	0	2	0	Cyber Th	Arjuna Rao																																																		
3	0	5	1	0	2	0	1	0	Cyber Pr	Arjuna Rao																																																		
1	2	2	1	0	1	0	1	0	Subject	Faculty Name																																																		
9.36	TOPPER ROLLNO(S)																																																											
No. Of students	1051-19-405-009																																																											
APPEARED	67																																																											
PASSED	59																																																											
FAILED	8																																																											
MALPRACTICE	0																																																											
Pass %	88.06																																																											
PROMOTED %	11.94																																																											
<table border="1"> <thead> <tr> <th colspan="4">Total Number of Girls</th> <th colspan="4">Total Number of Boys</th> <th colspan="2">Section Pass + Promoted Percentage</th> </tr> <tr> <th>Appeared</th> <th>Passed</th> <th>Promoted</th> <th>Detained</th> <th>Appeared</th> <th>Passed</th> <th>Promoted</th> <th>Detained</th> <th>Boys Pass %</th> <th>Boys Promoted %</th> </tr> </thead> <tbody> <tr> <td>17</td> <td>16</td> <td>1</td> <td>0</td> <td>50</td> <td>43</td> <td>7</td> <td>0</td> <td>86.00</td> <td>14.00</td> </tr> <tr> <td>Total App.</td> <td>Total Pas</td> <td>Total Promoted</td> <td>Total Detained</td> <td>Total App.</td> <td>Total Pas</td> <td>Total Promoted</td> <td>Total Detained</td> <td colspan="2">88%</td> </tr> <tr> <td>57</td> <td>59</td> <td>8</td> <td>0</td> <td>57</td> <td>59</td> <td>8</td> <td>0</td> <td colspan="2"></td> </tr> </tbody> </table>											Total Number of Girls				Total Number of Boys				Section Pass + Promoted Percentage		Appeared	Passed	Promoted	Detained	Appeared	Passed	Promoted	Detained	Boys Pass %	Boys Promoted %	17	16	1	0	50	43	7	0	86.00	14.00	Total App.	Total Pas	Total Promoted	Total Detained	Total App.	Total Pas	Total Promoted	Total Detained	88%		57	59	8	0	57	59	8	0		
Total Number of Girls				Total Number of Boys				Section Pass + Promoted Percentage																																																				
Appeared	Passed	Promoted	Detained	Appeared	Passed	Promoted	Detained	Boys Pass %	Boys Promoted %																																																			
17	16	1	0	50	43	7	0	86.00	14.00																																																			
Total App.	Total Pas	Total Promoted	Total Detained	Total App.	Total Pas	Total Promoted	Total Detained	88%																																																				
57	59	8	0	57	59	8	0																																																					



Handwritten signature

AURORA'S DEGREE & PG COLLEGE (ACCREDITED BY NAAC WITH B++ GRADE)													
COURSE NAME:		BCOM COMPUTER APPLICATIONS				SECTION :				Semester:VI			
		BCOM COMPUTERS B-Sem-VI				ANALYSIS							
		ENG	SL	CCMA	GST	RM (PROJECT REPORT)	CYBER	CYBER(PR)	RM	GST(PR)	Faculty Details		
O:	100 - 85	6	21	7	8	22	4	26	13	37	ENG	S.K.PRIYA	
A:	84 - 70	26	30	12	25	41	15	8	24	27	SL	Dr.PADMINI	
B:	69 - 60	24	12	15	17	3	11	0	23	1	CCMA	SATHISH	
C:	59 - 55	6	1	11	4	0	4	0	4	1	RM (PROJECT REPORT)	G.SHIVA SHANKAR	
D:	54 - 50	3	2	12	5	0	8	0	2	0	CYBER	LAKSHMI.W	
E:	49 - 40	1	0	7	7	0	23	0	0	0	RM	CHANDRA PRAVEEN	
F:	<40	0	0	2	0	0	1	0	0	0	GST(PR)	CHANDRA PRAVEEN	
Ab:	Absent	0	0	0	0	0	0	0	0	0	0	P.MADHURI	
												ECOMM	NOUSHEEN
												ECOMM(P)	NOUSHEEN
TOPPER		Akhil		TOPPER ROLLNO(S)		1051-19-405-074							
No.Of students		57				BCOM COMP		9.63		Total Number of Girls		Girls Pass%	Girls Promoted%
								Appeared	Passed	Promoted	FAILED		
								24	21		3	87.50	12.50
APPEARED		57											
PASSED		44											
FAILED		13											
MALPRACTICE		NA											
								Appeared	Passed	Promoted	FAILED	Boys Pass %	Boys Promoted %
								33	23		10	69.60	30.03
Pass %		77.19											



Handwritten signature in green ink.

2.6.3

Section	Total Pass	Total Promd	Total Failed	Section Pass +Promoted Percentage
FAILED	66	64	2	96%



[Handwritten signature]

2019-22 - C

2.6.3

AJURORA'S DEGREE & PG COLLEGE
(ACCREDITED BY NAAC WITH B++ GRADE)



		B.COM COMPUTER APPLICATIONS-5em-VI				ANALYSIS				Faculty Details											
ENG	SLANG	C&M	GST (TH)	PR	CS (TH)	CS (PR)	RM	GST (PR)	ENG	SONA P	HEENA R	SHIVA SHANKER G	VEENA	MALKHED	ARJUN RAO	ARIJUN RAO	VEENA	MALKHED	MADHAVI	LATHA P	
O: 100 - 85	6	2	5	33	3	57	9	47													
A: 84 - 70	30	22	28	31	18	11	28	12													
B: 69 - 60	16	9	24	7	14	3	23	5													
C: 59 - 55	6	2	4	0	5	0	8	4													
D: 54 - 50	6	4	3	0	13	0	2	3													
E: 49 - 40	7	0	7	0	18	0	0	0													
F: <40	0	0	1	0	0	0	1	0													
Ab: Absent	0	0	0	0	0	0	0	0													
TOPPER	9.8																				
No.Of students	1																				
TOPPER ROLLNO(S) 1051-19-405-148																					
APPEARED	71																				
PASSED	69																				
PROMOTED	2																				
MALPRACTICE	0																				
Pass %	97.18																				
PROMOTED %	2.82																				
										Total App.		Total Pass		Total Promoted		Total Detain		Section Pass + Promoted Percentage			
										71		69		2		0		97%			
										Appeared		Passed		Promoted		Detained		Girls Pass %			
										59		57		2		0		100.00			
										Girls Promoted %		Boys Promoted %		Boys Promoted %		Boys Promoted %		Boys Promoted %			
										0.00		0.00		96.61		3.39		0.00			

[Handwritten signature]

41.

2019-22-D

2.6.13

AURORA'S DEGREE & PG COLLEGE
(ACCREDITED BY NAAC WITH B++ GRADE)

COURSE NAME:	SECTION :										SEMESTER:VI																																																												
	M(COMPUTER APPLICATIONS)					D																																																																	
	BCOM(COMPUTER APPLICATIONS)					ANALYSIS																																																																	
	SLANG	ENGLISH	C&M	GST	PR	CYBER	CYBERPR	RM	GST(P)	SUB8	SUBJECT	FACULTY NAME																																																											
O:	19	6	2	9	18	2	29	14			SLANG	DR.SURYA KANTHI																																																											
90-100	0	0	0	0	0	0	0	0			ENGLISH	MOUMITHA																																																											
A+	28	15	8	16	33	8	31	23			C&M	K.SATHISH KUMAR																																																											
A	0	0	0	0	0	0	0	0			GST	MADHAVILATHA.P																																																											
75-89	8	21	10	13	13	19	4	10			PR	VEENA MALKHED.M																																																											
60-74	4	10	11	4	1	5	1	12			CYBER	SRINIVAS/PADMAVATI																																																											
B+	3	4	13	11	1	12	0	2			CYBERPR	SRINIVAS/PADMAVATI																																																											
B	2	3	8	1	0	2	0	1			RM	VEENA MALKHED.M																																																											
55-59	1	0	0	0	0	0	0	0			GST(P)	MADHAVILATHA.P																																																											
50-54	0	0	0	0	0	0	0	0			SUB8																																																												
45-49																																																																							
40-44																																																																							
P(RA):																																																																							
<50																																																																							
AB(N/A):																																																																							
ABSENT-																																																																							
NOT APPEARED																																																																							
IC:																																																																							
IN-COMplete (NOT ELIGIBLE)																																																																							
SGPA	9.56																																																																						
No.Of students	1																																																																						
APPEARED	67																																																																						
PASSED	56																																																																						
Promoted	11																																																																						
MALPRACTICE	0																																																																						
Pass %	83.58																																																																						
Promoted %	16.42																																																																						
<table border="1"> <tr> <td colspan="3">Total Number of Girls</td> <td colspan="3">Total Number of Boys</td> </tr> <tr> <td>Appeared</td> <td>Passed</td> <td>Detained</td> <td>Appeared</td> <td>Passed</td> <td>Detained</td> </tr> <tr> <td>17</td> <td>14</td> <td>0</td> <td>51</td> <td>42</td> <td>0</td> </tr> <tr> <td colspan="3">Total Number of Girls</td> <td colspan="3">Total Number of Boys</td> </tr> <tr> <td>Promoted</td> <td>3</td> <td></td> <td>Promoted</td> <td>8</td> <td></td> </tr> <tr> <td>Detained</td> <td>0</td> <td></td> <td>Detained</td> <td>0</td> <td></td> </tr> <tr> <td colspan="3">Total Number of Girls</td> <td colspan="3">Total Number of Boys</td> </tr> <tr> <td>Girls Pass %</td> <td>Girls Promoted %</td> <td></td> <td>Boys Pass %</td> <td>Boys Promoted %</td> <td></td> </tr> <tr> <td>82.35</td> <td>17.65</td> <td></td> <td>82.35</td> <td>15.69</td> <td></td> </tr> <tr> <td colspan="6">Section Pass + Promoted Percentage 99%</td> </tr> </table>												Total Number of Girls			Total Number of Boys			Appeared	Passed	Detained	Appeared	Passed	Detained	17	14	0	51	42	0	Total Number of Girls			Total Number of Boys			Promoted	3		Promoted	8		Detained	0		Detained	0		Total Number of Girls			Total Number of Boys			Girls Pass %	Girls Promoted %		Boys Pass %	Boys Promoted %		82.35	17.65		82.35	15.69		Section Pass + Promoted Percentage 99%					
Total Number of Girls			Total Number of Boys																																																																				
Appeared	Passed	Detained	Appeared	Passed	Detained																																																																		
17	14	0	51	42	0																																																																		
Total Number of Girls			Total Number of Boys																																																																				
Promoted	3		Promoted	8																																																																			
Detained	0		Detained	0																																																																			
Total Number of Girls			Total Number of Boys																																																																				
Girls Pass %	Girls Promoted %		Boys Pass %	Boys Promoted %																																																																			
82.35	17.65		82.35	15.69																																																																			
Section Pass + Promoted Percentage 99%																																																																							
<table border="1"> <tr> <td>Total</td> <td>Total</td> <td>Total</td> <td>Total</td> <td>Total</td> <td>Total</td> </tr> <tr> <td>Appeared</td> <td>Pass</td> <td>Promoted</td> <td>Detained</td> <td>Appeared</td> <td>Detained</td> </tr> <tr> <td>68</td> <td>56</td> <td>11</td> <td>0</td> <td>68</td> <td>0</td> </tr> </table>												Total	Total	Total	Total	Total	Total	Appeared	Pass	Promoted	Detained	Appeared	Detained	68	56	11	0	68	0																																										
Total	Total	Total	Total	Total	Total																																																																		
Appeared	Pass	Promoted	Detained	Appeared	Detained																																																																		
68	56	11	0	68	0																																																																		



42

Handwritten signature in green ink.

2020-23 - A

B. Com CA

UG

22-23



[Handwritten signature]

43

2-6.3

Aurora's Degree & PG College
(Accredited by NAAC with "B++" Grade)

COURSE NAME:	BCOM 3 COMP APPLICATIONS		SECTION :		SEMESTER :6					
	BCOM 3 COMP APPLICATIONS		SECTION : A		SEMESTER :6					
BCOM 3 COMP APPLICATIONS										
SLANG	ENGLISH	NTROL & MGT	PR	GST (T)	CS(P)	RM	GST(P)	SUBJECT	FACULTY NAME	
O: 90 - 100	17	0	3	9	7	36	5	SLANG	ANASUYA	
A+ 75 - 89	25	13	5	24	18	27	15	ENGLISH	SHAROON PRIYA	
A: 60 - 74	11	37	16	22	8	25	29	C&M	NIKITHA G	
B+: 55 - 59	5	9	11	3	4	5	9	PR	VEENA MALKHED	
B: 50 - 54	5	1	7	4	5	6	4	GST (T)	MADHAVILATHA P	
C: 45 - 49	0	4	10	1	3	3	2	CS(P)	DEEPA	
D: 40 - 44	0	0	11	3	1	1	0	RM	VEENA MALKHED	
F: (NA): <40	1	0	1	0	0	0	0	GST(P)	MADHAVILATHA P	
AB(NA): ABSENT- NOT APPEARED	2	2	2	0	1	0	1			
IC: IN-COMPLETE (NOT ELIGIBLE)	0	0	0	0	0	0	0			
SGPA	9.68									
No. Of students	1		TOPPER ROLLNO(S) 1051-20-405-005							
Total Number of Girls										
APPEARED	66			Appeared	14	14	0	Girls Pass %	100.00	
PASSED	63			Passed	14	14	0	Girls Promoted %	0.00	
Promoted	0			Detained	0	0	0	Boys Pass %	94.23	
MALPRACTICE	0			Total Promoted	3	3	0	Boys Promoted %	5.77	
Pass %	95.45			Total Detained	0	0	0	Section Pass + Promoted Percentage		
Promoted %	0.00			Total Pass	63	63	0	95%		
Total Appered 66										
Total Promoted 3										
Total Detained 0										

2020-23-B

2.6.3.

Aurora's Degree & PG College
 (Accredited by NAAC with "B++" Grade)



Handwritten signature

COURSE NAME:	BCOM Comp APPLICATION	SECTION : B										SEMESTER- VI
		ENGLISH	SLANG	CCMA	GST	PROJECT	CS	CS PR	RM	GST PR	SUBJECT	
O:		0	5	0	1	10	1	31	1	16	TELUGU	SURYAKANTHI MAM
A+:		14	27	3	8	41	3	28	14	33	ENGLISH	MOUMITHA MAM
A:		34	17	9	21	9	23	0	23	8	CCMA	ARUNA MAM
B+:		5	3	5	6	0	8	1	3	0	GST	MADHAVILATHA MAM
B:		1	7	12	10	0	5	0	12	3	PROJECT	DR.PADMINI S MAM
C:		2	0	11	10	0	9	0	3	0	CS	PADMASREE MAM
D:		3	1	15	3	0	9	0	4	0	CS PR	PADMASREE MAM
40-44		0	0	6	1	0	1	0	0	0	SANSKRIT	DURGA BHAVANI MAM
F(RA):		0	0	0	0	0	1	0	0	0	FRENCH	
<40		0	0	0	0	0	0	0	0	0	HINDI	SHIVHAR
AB(NA):												
ABSENT:												
IN-COMLETE												
No.Of students		9.18	TOPPER ROLLNO(S) 1051-20-405-088									
APPEARED		60	Total Number of Girls									
PASSED		53	Appeared	Passed	Failed	Detained	Girls Pass%	Girls Failed %				
Failed		7	16	16	0	0	100.00	0.00				
MALPRACTICE		0	Total Number of Boys									
Pass %		88.33	Appeared	Passed	Failed	Detained	Boys Pass %	Boys Failed %				
Failed %		28.79	44	37	9	2	84.09	20.45				
			Total Appeared	Total Pass	Total Failed	Total Detained	Section Pass +Failed Percentage					
			60	53	5	2	88%					

44

2023-24

2.6.3,

Aurora's Degree & PG College
(Accredited by NAAC with "B++" Grade)

COURSE NAME:		BCOM 3rd YEAR			SECTION :			C			SEMESTER:6	
					BCOM 3rd YEAR-C							
	SLANG	ENGLISH	C.C.M.A	GST	GST(PR)	Cyber.S	OJECT REPO	R.M	Cyber S(PR)	SUBJECT	FACULTY NAME	
O: 90 - 100	6	0	1	4	1	2	12	1	7	HINDI	DR.SHIVAHAR	
A+ 75 - 89	27	12	2	10	9	9	24	6	50	ENGLISH	VAISHNAVI	
A: 60 - 74	21	27	8	20	29	14	28	30	10	C.C.M.A	T ARUNA	
B+: 55 - 59	5	8	3	3	7	7	0	8	0	GST	P. MADHAVI LATHA	
B: 50 - 54	1	8	17	14	12	14	0	13	0	GST(PR)	P. MADHAVI LATHA	
C: 45 - 49	3	5	11	10	6	11	0	5	0	Cyber.S	U SRINIVAS	
D: 40 - 44	2	6	19	5	3	6	4	3	0	PROJECT REPORT	P. MADHAVI LATHA	
F(RA): <40	1	1	7	1	0	3	0	1	0	R.M	Dr.S.PADMINI	
AB(NA): ABSENT- NOT APPEARED	0	0	0	0	0	0	0	0	0	SANSKRIT	DR.S.PADMAJA	
IC: IN-COMPLETE (NOT ELTGIBLE)	0	0	0	0	0	0	0	0	0			
SGPA	9.44		TOPPER ROLLNO(S)									
No.Of students	1		1051-20-405-138			Total Number of Girls				Girls Pass%	Girls Promoted %	
						Appeared	Passed	Promoted	tair			
						12	12	0	0	100.00	0.00	
APPEARED	68					Total Number of Boys				Boys Pass %	Boys Promoted %	
PASSED	59					Appeared	Passed	Promoted	tair			
Promoted	9					56	47	9	0	83.93	16.07	
MALPRACTICE	0											
Pass %	86.76					Total Appeared	Total Pass	Total Promoted	to tal De	Section Pass +Promoted Percentage		
Promoted %	13.24					68	59	9	0	100%		



Handwritten signature in green ink.


45'

2.6.3.

uh
MScs uh
3A, 3B

MSCS 3A (2018-2019)

	S7(T)	S7(P)	M7(T)	M7(P)	C7(T)	C7(P)	S8(T)	S8(P)	M8(T)	M8(P)	C8(T)	C8P	M7	DEVIKA M
O: 100 - 85	3	32	6	32	0	9	3	58	13	15	2	16	M7(Pr)	DEVIKA M
A: 84 - 70	16	16	14	26	11	47	9	10	24	16	8	41	C7	VINAY KUMAR
B: 69 - 60	12	17	15	8	19	13	10	1	10	13	12	12	C7(Pr)	VINAY KUMAR
C: 59 - 55	12	1	11	1	10	0	13	0	5	10	12	0	S7	PARIMALA SUDHIR K
D: 54 - 50	4	1	5	1	10	0	4	0	7	0	11	0	S7 (Pr)	PARIMALA SUDHIR K
E: 49 - 40	14	2	8	1	15	0	16	0	6	12	11	0	M8	DR.MEERA JOSHI
F: <40	4	0	10	0	3	0	14	0	4	0	13	0	M8(Pr)	DR.MEERA JOSHI
Ab: Absent	1	0	0	0	0	0	0	0	0	0	0	0	C8	SRINIVAS U
													C8(Pr)	SRINIVAS U
													S8	A RAJYA LAKSHMI
													GE	SHEEBA
TOPPER		1		16-1051-467-066										
No.Of students		69		MSCS3A			Total Number of Girls				Girls Pass%	Girls Promoted %	SEC	SRINIVAS U
							Appeared	Passed	Promoted	Detained				
							20	18	2	0	90	10		
APPEARED		69												
							Total Number of Boys				Boys Pass%	Boys Promoted %		
PASSED		48					Appeared	Passed	Promoted	Detained				
PROMOTED		21					49	30	19	0	61.2244898	38.77551		
MALPRACTICE		0												
Pass %		69.57												
PROMOTED %		30.43					TotalApp.	TotalPass	TotalPromo	TotalDetail	Section Pass +Promoted Percentage			
							69	48	21	0	100			



[Handwritten signature]

2.6.3.

MSCS 3B (2018-2019)

	S7(T)	S7(Pr)	M7(T)	M7(Pr)	C7(T)	C7(Pr)	GE	S8(T)	S8(PR)	M8(T)	C8(T)	C8(Pr)	SEC		
														M7	PRATHIBA G
														M7(Pr)	PRATHIBA G
O: 100 - 85	1	24	6	30	1	2	3	0	50	12	1	11	0	C7	JITHENDER
A: 84 - 70	22	27	13	23	20	41	22	13	4	20	8	44	9	C7(Pr)	JITHENDER
B: 69 - 60	13	14	17	11	15	24	25	13	12	8	21	7	30	S7	V.HARIPRASAD
C: 59 - 55	7	1	4	0	6	0	8	9	0	4	8	0	16	S7 (Pr)	V.HARIPRASAD
D: 54 - 50	9	0	9	0	9	0	2	11	1	5	6	5	6	M8	Y SRI KRISHNA MOHAN
E: 49 - 40	8	1	9	3	13	0	6	14	0	11	15	0	4	M8(Pr)	Y SRI KRISHNA MOHAN
F: <40	7	0	9	0	2	0	1	6	0	7	10	0	2	C8	NAVANEETHA
Ab: Absent	0	0	0	0	0	0	0	0	0	0	0	0	0	C8(Pr)	NAVANEETHA

TOPPER	9.4	TOPPER ROLLNO(S)
No.Of students	1	16-1051-467-105
APPEARED	67	
PASSED	50	
PROMOTED	0	
MALPRACTICE	0	
Pass %	74.63	
PROMOTED %	0	

Total Number of Girls				Girls Pass%	Girls Promoted%
Appeared	Passed	Promoted	Detained		
21	19	0	0	90.4761905	0
Total Number of Boys				Boys Pass%	Boys Promoted%
Appeared	Passed	Promoted	Detained		
46	31	0	0	67.3913043	0
TotalApp.	TotalPass	TotalPromo	TotalDetail	Section Pass +PromotedPercentage	
67	50	0	0	100	

S8	A RAJYA LAKSHMI
S8(Pr)	A RAJYA LAKSHMI
GE	SHEEBA
SEC	NAVANEETHA



[Handwritten signature in green ink]

um
2503
2503
2503
2503

2.6.3.

MSCS3 ANALYSIS

MSCs 3 A (2019-2020)

S7	S7 PR	M7	M7 PR	CS7	CS7 PR	PYTHON-II S8	S8 PR	M8	M8 PR	CS8	CS8 PR	GE	Subject	Faculty Name
O: 100 - 85	3	4	5	20	8	27	13	1	15	16	8	30	22 S7	HKMADHUSUDHAN S8
A: 84 - 70	11	28	15	16	19	26	14	16	21	19	14	18	25 S7 PR	HKMADHUSUDHAN S8 PR
B: 69 - 60	12	6	11	7	11	2	12	19	3	9	8	0	1 M7	MADHAVI B
C: 59 - 55	6	0	5	1	5	0	3	5	2	1	7	0	0 M7 PR	MADHAVI B
D: 54 - 50	8	9	4	3	3	0	2	7	1	1	5	0	0 CS7	OMPRAKASH
E: 49 - 40	3	1	3	1	2	0	2	0	4	2	2	0	0 CS7 PR	OMPRAKASH
F: <40	5	0	5	0	0	0	2	0	2	0	4	0	0 PYTHON-2	Haneesha
Ab: Absent	1	1	1	1	1	1	1	1	1	1	1	1	1	T.RADHIKA



Handwritten signature in green ink.

TOPPER	9.79	TOPPER ROLLNO(S)
No. of students	1	1051-17-467-046
APPEARED	49	
PASSED	37	
PROMOTED	11	
MALPRACTICE	0	
Pass %	75.51	
PROMOTED %	22.45	

Total Number of Girls		Total Number of Boys		Girls Pass%	Girls Promoted%
Appeared	Passed	Appeared	Passed		
24	20	4	0	83.33333333	16.66666667
				Boys Pass%	Boys Promoted%
25	17	7	0	68	28
TotalApp.	TotalPass	TotalPromo	TotalDetain	Section Pass + Promoted Percentage	
49	37	11	0	97.95	

48

2.6.3.

MSCs 3B(2019-2020)																		
	S7	S7 PR	M7	M7 PR	CS 7	CS 7 PR	PYTHON-2	S8	S8 PR	M8	M8 PR	CS 8	CS 8 PR	GE	Subject	Faculty Name	Subject	Faculty Name
O: 100 - 85	4	11	14	28	5	29	13	14	3	22	22	7	34	1	S7	K.Parimala Sudhir	S8	P.Kiranmayi
A: 84 - 70	16	17	8	10	17	19	21	11	22	12	18	16	15	17	S7 PR	K.Parimala Sudhir	S8 PR	P.Kiranmayi
B: 69 - 60	9	3	11	8	10	1	13	9	18	4	5	15	0	10	M7	B.Manasa	M8	Y.Krishna mohar
C: 59 - 55	6	6	3	3	4	0	1	5	4	4	3	3	0	10	M7 PR	B.Manasa	M8 PR	Y.Krishna mohar
D: 54 - 50	6	12	4	0	7	0	0	4	2	1	0	2	0	9	CS 7	Nousheen	CS 8	Nagesh babu.R
E:49 - 40	2	0	3	0	4	0	1	2	0	4	1	2	0	2	CS 7 PR	Nousheen	CS 8 PR	Nagesh babu.R
F: <40	6	0	6	0	2	0	0	4	0	2	0	4	0	0	PYTHON-2	Haneesha	GE	P.Madhuri
Ab: Absent	0	0	0	0	0	0	0	0	0	0	0	0	0	0				

TOPPER	9.86	TOPPER ROLLNO(S)
No.Of students	1	1051-17-467-095
APPEARED	49	
PASSED	35	
FAILED	0	
MALPRACTICE	0	
Pass %	71.43	
PROMOTED %	0	

Total Number of Girls				Girls Pas	Girls Promoted%
Appeared	Passed	Promoted	Detained		
25	19	6	0	76	24
Total Number of Boys				Boys Pas	Boys Promoted%
Appeared	Passed	Promoted	Detained		
24	16	8	0	66.667	33.33333
TotalApp.	TotalPass	TotalPromote	TotalDetained	Section Pass +PromotedPercentage	
49	35	14	0	100%	



[Handwritten signature in green ink]

2.6.3.

MSCS3C-R.ARJUNARAO(2019-2020)																		
	S7	S7-PR	M7	M7- PFC7	C7 PR	S8	S8-PR	M8	M8 PR	C8	C8 PR	SEC	Python	Subject	Faculty Name	Subject	Faculty Name	
O: 100 - 85	4	10	9	25	3	27	5	5	12	10	2	31	6	5 S7	P. Anjaneyulu	S8-PR	D.Rajya Lakshmi	
A: 84 - 70	6	31	9	4	17	16	15	23	16	9	5	12	18	22 S7-PR	P. Anjaneyulu	M8	Dr. Meera Joshi	
B: 69 - 60	10	3	8	7	11	1	5	12	5	19	12	2	14	6 M7	B.Manasa	M8 PR	Dr. Meera Joshi	
C: 59 - 55	5	1	7	8	4	0	6	0	6	2	6	0	3	4 M7- PR	B.Manasa	C8	R.Arjunarao	
D: 54 - 50	4	0	3	0	2	0	2	5	3	3	8	0	3	4 C7	Syeda Nausheen	C8 PR	R.Arjunarao	
E: 49 - 40	7	0	2	0	6	0	6	0	3	2	10	0	1	4 C7 PR	Syeda Nausheen	SEC	S.N.Chakravarthy	
F: <40	9	0	7	0	1	0	5	0	0	0	2	0	0	0 S8	D.Rajya Lakshmi	Python	B.Rajani	
Ab: Absent	0	0	0	0	0	0	0	0	0	0	0	0	0	0				

TOPPER	9.86	TOPPER ROLLNO(S)
No.Of students	1	1051-17-467-136
APPEARED	45	
PASSED	26	
PROMOTED	19	
MALPRACTICE	0	
Pass %	57.78	
PROMOTED %	42.22	

Total Number of Girls				Girls Pas	Girls Promoted%
Appeared	Passed	Promoted	Detained		
16	14	2	0	87.5	12.5
Total Number of Boys				Boys Pas	Boys Promoted%
Appeared	Passed	Promoted	Detained		
29	12	17	0	41.379	58.62069
TotalApp.	TotalPass	TotalPromote	TotalDetained	Section Pass +PromotedPercentage	
45	26	19	0	100	



[Handwritten signature]

50

MSW 3A 3B 3C

2-6.3.

MSCS 3A

CLASSNAME-CLASS SECTION 3A ANALYSIS(2020-2021)

	S7	S7(PR)	M7	M7(PR)	C7	C7(PR)	GE	S8	S8(PR)	M8	M8(PR)	C8	C8(PR)	PYTHON-2	Subject	Faculty Name	Subject	Faculty Name
O: 100 - 85	7	29	11	36	9	20	8	10	37	26	27	6	23	18	S7	H K MADHUSUDHAN RAO	S8	P ANJANEYULU
A: 84 - 70	20	21	16	10	23	25	41	19	12	12	21	19	21	20	S7(PR)	H K MADHUSUDHAN RAO	S8(PR)	P ANJANEYULU
B: 69 - 60	14	0	11	4	15	5	0	13	1	6	2	17	6	6	M7	B.MANASA	M8	Dr MEERA JOSHI
C: 59 - 55	2	0	6	0	1	0	0	3	0	3	0	4	0	3	M7(PR)	B.MANASA	M8(PR)	Dr MEERA JOSHI
D: 54 - 50	3	0	2	0	0	0	0	2	0	2	0	2	0	0	C7	NOUSHEEN	C8	KUMARI SHALINI
E: 49 - 40	3	0	2	0	2	0	1	0	0	0	0	0	0	2	C7(PR)	NOUSHEEN	C8(PR)	KUMARI SHALINI
F: <40	1	0	2	0	0	0	0	3	0	1	0	2	0	1	GE	NAVEEN CHAKRAVARTHY	PYTHON-2	V SIRISHA
Ab: Absent	0	0	0	0	0	0	0	0	0	0	0	0	0	0				

TOPPER	9.79	TOPPER ROLLNO(S)
No.Of students	1	1051-18-467-002
APPEARED	50	
PASSED	43	
FAILED	7	
MALPRACTICE	0	
Pass %	86	
PROMOTED %	14	

Total Number of Girls			Girls Pass% Girls Promoted%		
Appeared	Passed	Promoted	Detained	Boys Promoted%	Boys Promoted%
19	18	1	0	94.7	5.263158
Total Number of Boys			Boys Pass% Boys Promoted%		
Appeared	Passed	Promoted	Detained	Section Pass	PromotedPercentage
31	24	10	0	77.41935	32.25806
TotalApp.	TotalPas	TotalProm	TotalDetail	Section Pass	PromotedPercentage
50	43	11	0	100	



Handwritten signature in green ink.

51

2.6.3.

MSCS-3B(2020-2021)

MSCS 3B

	S7	S7 PR	M7	M7 PR	C7	C7 PR	F INDIAN	S8	S8 PR	M8	M8 PR	C8	C8 PR	PYTHON-2	Subject	Faculty Name	Subject	Faculty Name
O: 100 - 85	10	26	19	29	12	22	26	10	42	24	39	8	23	8	S7	H K MADHUSUDHAN RAO	S8	P ANJANEYULU
A: 84 - 70	19	21	14	14	29	23	20	19	5	15	7	28	19	15	S7(PR)	H K MADHUSUDHAN RAO	S8(PR)	P ANJANEYULU
B: 69 - 60	11	0	5	4	5	2	1	11	0	4	1	7	5	20	M7	Chandrakaia P	M8	Dr MEERA JOSHI
C: 59 - 55	3	0	3	0	0	0	0	3	0	2	0	2	0	3	M7(PR)	Chandrakaia P	M8(PR)	Dr MEERA JOSHI
D: 54 - 50	2	0	1	0	1	0	0	1	0	1	0	1	0	0	C7	NOUSHEEN	C8	KUMARI SHALINI
E: 49 - 40	1	0	1	0	0	0	0	0	0	0	0	0	0	1	C7(PR)	NOUSHEEN	C8(PR)	KUMARI SHALINI
F: <40	1	0	4	0	0	0	0	3	0	1	0	1	0	0	G E	NAVEEN CHAKRAVARTHY	PYTHON-2	V SIRISHA
Ab: Absent	0	0	0	0	0	0	0	0	0	0	0	0	0	0				

TOPPER	9.89	TOPPER ROLLNO(S)
No. of students	1	1051-18-467-056
APPEARED	47	
PASSED	42	
PROMOTED	5	
MALPRACTICE	0	
Pass %	89.3617	
PROMOTED %	10.6383	

Total Number of Girls		Girls Pas	
Appeared/Passed	Promoted/ Detained	TotalProm	TotalDet
24	0	0	100
Total Number of Boys		Boys Pas Boys Promoted%	
Appeared/Passed	Promoted/ Detained	TotalProm	TotalDet
23	5	0	78.261
TotalProm		Section Pass + Promoted	
TotalApp		Percentage	
47	42	5	0



Handwritten signature in green ink.

52

2.6.3.

MSCS-3C(2020-2021)

	S7	S7PR	M7	M7PR	C7	C7PR	GE	S8	S8PR	M8	M8PR	C8	C8PR	PYTHON-2	Subject	Faculty Name	Subject	Faculty Name
O: 100 - 85	10	24	14	24	10	11	14	9	16	20	36	8	9	4	S7	H K MADHUSUDHAN RAO	S8	P. Anjaneyulu
A: 84 - 70	19	23	18	22	27	29	33	18	31	16	10	21	30	15	S7PR	H K MADHUSUDHAN RAO	S8PR	P. Anjaneyulu
B: 69 - 60	8	1	9	1	9	8	0	11	1	9	2	11	8	17	M7	Chandrakala P	M8	Dr. Meera Joshi
C: 59 - 55	3	0	6	1	1	0	0	5	0	1	0	5	0	4	M7PR	Chandrakala P	M8PR	Dr. Meera Joshi
D: 54 - 50	2	0	0	0	0	0	0	2	0	2	0	1	0	7	C7	NOUSHEEN	C8	KUMARI SHALINI
E: 49 - 40	1	0	0	0	0	0	0	1	0	0	0	0	0	1	C7PR	NOUSHEEN	C8PR	KUMARI SHALINI
F: <40	5	0	1	0	1	0	0	2	0	0	0	2	0	0	GE	NAVEEN CHAKRAVARTHY	PYTHON-2	V SIRISHA
Ab: Absent	0	0	0	0	0	0	0	0	0	0	0	0	0	0				

TOPPER	9.79	TOPPER ROLLNO(S)
No.Of students	1	1051-18-467-134
APPEARED	48	
PASSED	41	
FAILED	7	
MALPRACTICE	0	
Pass %	85.41667	
PROMOTED %	14.58333	

Total Number of Girls				Girls Pass%	Girls Promoted%
Appeared	Passed	Promote	Detained		
13	12	1	0	92.31	7.69
Total Number of Boys				Boys Pass%	Boys Promoted%
Appeared	Passed	Promote	Detained		
35	27	6	0	77.14	17.14
TotalApp.	TotalPas	TotalPro	TotalDeta	Section Pass +Promoted	Percentage
48	41	11	0	100	



[Handwritten signature in green ink]

2.6.3.

MSC
3A, 3B, 3C, 3D

MSCS-3A(2021-2022)																		
	SL	ENG	M6	S6	S6PR	C6	C6PR	PROJECT	SUB9	SUB10	SUB11	SUB12	SB13	SUB14	Subject	Faculty Name	Subject	Faculty Name
O: 100 - 85	20	6	3	2	47	6	36	26	0	0	0	0	0	0	SL	Kiriti	PROJECT	Parimala/Jyothi
A: 84 - 70	19	28	10	9	0	8	11	11	0	0	0	0	0	0	ENG	Sharon Priyanka	SUB9	
B: 69 - 60	6	7	11	7	0	5	0	10	0	0	0	0	0	0	M6	A Sandhya Rani	SUB10	
C: 59 - 55	0	1	12	10	0	6	0	0	0	0	0	0	0	0	S6	Parmala	SUB11	
D: 54 - 50	1	3	9	10	0	12	0	0	0	0	0	0	0	0	S6PR	Vinitha	SUB12	
E: 49 - 40	0	2	0	5	0	5	0	0	0	0	0	0	0	0	C6	N Shalini	SB13	
F: <40	1	0	2	4	0	5	0	0	0	0	0	0	0	0	C6PR	B RAJANI	SUB14	
Ab: Absent	0	0	0	0	0	0	0	0	0	0	0	0	0	0				

No.Of students	1	1051-19-467-001
APPEARED	47	
PASSED	40	
FAILED	7	
MALPRACTICE	0	
Pass %	85.10638	
PROMOTED %	14.89362	

Total Number of Girls				Girls Pass%	Girls Promoted%
Appeared	Passed	Promoted	Detained		
15	14	1	0	93.33333333	6.666667
Total Number of Boys				Boys Pass%	Boys Promoted%
Appeared	Passed	Promoted	Detained		
32	26	10	0	81.25	31.25
TotalApp.	TotalPass	TotalPromoted	TotalDeta	Section Pass +PromotedPercentage	
47	40	7	0	100	



54

[Handwritten signature]

2.6.3.

MSCS-3B(2021-2022)																		
	SL	ENG	M6	S6	S6PR	C6	C6PR	PROJECT	SUB9	SUB10	SUB11	SUB12	SB13	SUB14	Subject	Faculty Name	Subject	Faculty Name
O: 100 - 85	23	23	5	3	44	5	40	27	0	0	0	0	0	0	SL	Dr PADMAJA	PROJECT	SAI KISHORE/PRIYAN
A: 84 - 70	17	17	6	5	4	11	8	20	0	0	0	0	0	0	ENG	NIKITHA	SUB9	
B: 69 - 60	5	5	5	10	0	9	0	1	0	0	0	0	0	0	M6	P CHANDRAKALA	SUB10	
C: 59 - 55	1	1	10	2	0	9	0	0	0	0	0	0	0	0	S6	K PRIYANKA	SUB11	
D: 54 - 50	2	2	9	16	0	3	0	0	0	0	0	0	0	0	S6PR	K PRIYANKA	SUB12	
E: 49 - 40	0	0	5	1	0	1	0	0	0	0	0	0	0	0	C6	B RAJANI	SB13	
F: <40	0	0	8	11	0	10	0	0	0	0	0	0	0	0	C6PR	B RAJANI	SUB14	
Ab: Absent	0	0	0	0	0	0	0	0	0	0	0	0	0	0				

TOPPER		10	TOPPER ROLLNO(S)
No.Of students		1	1051-19-467-051
APPEARED		48	
PASSED		34	
FAILED		14	
MALPRACTICE		0	
Pass %		70.83333	
PROMOTED %		29.16667	

Total Number of Girls				Girls Pass%	Girls Promoted%
Appeared	Passed	Promoted	Detained		
20	16	4	0	80	20
Total Number of Boys				Boys Pass%	Boys Promoted%
Appeared	Passed	Promoted	Detained		
28	14	10	0	50	35.71428571
TotalApp.	TotalPass	TotalPromoted	TotalDetain	Section Pass +PromotedPercentage	
48	30	14	0	100	



[Handwritten signature in green ink]

55

2.6.3.

MSCS-3C(2021-2022)													
	ENG	SLANG	S6	PROJ	M6	CS6	CS6PR	S6PR	SGPA	RESULT (passed)	Boys Pass %	Boys Promoted %	Name
O: 100 - 85	5	19	0	16	1	2	35	33	0	0	0	0	P Vincetha
A: 84 - 70	18	17	8	33	13	10	13	15	0	0	0	0	Dr Padmaja
B: 69 - 60	14	12	10	0	5	6	1	1	0	0	0	0	Priyanka
C: 59 - 55	5	0	8	0	5	8	0	0	0	0	0	0	P Chandrakala
D: 54 - 50	4	0	9	0	10	10	0	0	0	0	0	0	Shalini
E: 49 - 40	1	0	1	0	3	1	0	0	0	0	0	0	Shalini
F: <40	2	1	13	0	12	12	0	0	0	0	0	0	Priyanka
Ab: Absent	0	0	0	0	0	0	0	0	0	0	0	0	J Vinita/Aruna Rekha
TOPPER	9.51												
No. Of students	1												
	1051-19-467-150												
	34												
	20												
	13												
	1												
APPEARED	49												
PASSED	35												
PROMOTED	14												
MALPRACTICE	0												
Pass %	71.43												
PROMOTED %	28.57												
	34												
	20												
	13												
	1												
	49												
	35												
	14												
	0												
	71.43												
	28.57												
	49												
	35												
	14												
	0												
	Section Pass +Promoted Percentage												
	100												



Handwritten signature in green ink.


56

2.6.3.

MSCS-3D(2021-2022)																		
SL	ENG	M6	S6	S6PR	C6	C6PR	PROJECT	SUB9	SUB10	SUB11	SUB12	SB13	SUB14	Subject	Faculty Name	Subject	Faculty Name	
O: 100 - 85	14	7	1	4	23	6	33	11	0	0	0	0	0	0	SL	Dr Padmaja, Heena R, Dr.S	PROJECT	H.K.Madhu Sudhana Rao/ P
A: 84 - 70	21	22	9	5	19	8	16	36	0	0	0	0	0	0	ENG	Momitha	SUB9	
B: 69 - 60	9	15	16	10	5	11	0	2	0	0	0	0	0	0	M6	DR. Meera Joshi	SUB10	
C: 59 - 55	1	2	4	5	1	9	0	0	0	0	0	0	0	0	S6	H.K.Madhusudhana Rao	SUB11	
D: 54 - 50	3	2	9	7	1	3	0	0	0	0	0	0	0	0	S6PR	H.K.Madhusudhana Rao	SUB12	
E: 49 - 40	0	1	5	10	0	4	0	0	0	0	0	0	0	0	C6	Kumari Shalini/ B Rajini	SB13	
F: <40	1	0	5	8	0	8	0	0	0	0	0	0	0	0	C6PR	Kumari Shalini/ B Rajini	SUB14	
Ab: Absent	0	0	0	0	0	0	0	0	0	0	0	0	0	0				

TOPPER	9.6	TOPPER ROLLNO(S)
No.Of students	1	1051-19-467-198
APPEARED	49	
PASSED	38	
FAILED	11	
MALPRACTICE	0	
Pass %	77.55102	
PROMOTED %	22.44898	

Total Number of Girls				Girls Pass%	Girls Promoted%
Appeared	Passed	Promoted	Detained		
18	18	0	0	100	0
Total Number of Boys				Boys Pass%	Boys Promoted%
Appeared	Passed	Promoted	Detained		
31	20	11	0	64.51612903	35.48387
TotalApp.	TotalPass	TotalPromoted	TotalDetained	Section Pass +PromotedPercentage	
49	38	11	0	100	



59

[Handwritten signature]

2.6.3

msc
3A, 3B

B.Sc MSCs 3A (2022-2023)

	BSC(MSCS) AR				ANALYSIS								
	SLANG	ENGLISH	M6	ST6	ST6PR	CS6	CS6PR	PROJECT	SUB7	#REF!	SUBJECT	FACULTY NAME	
O: 90 - 100	9	0	8	0	20	2	7	23			SLANG	Dr.N. Suryakanthi, Anusuya, R.Heena	
A+ 75 - 89	19	15	17	9	38	10	31	40			ENGLISH	Moumita santra	
A: 60 - 74	23	27	28	11	7	20	27	2			M6	sandyarani	
B+: 55 - 59	2	10	4	9	0	5	0	0			ST6	N sai kishore	
B: 50 - 54	4	7	4	11	0	7	0	0			ST6PR	N sai kishore	
C: 45 - 49	3	4	1	4	0	4	0	0			CS6	B Rajani	
D: 40 - 44	3	1	0	2	0	3	0	0			CS6PR	B Rajani	
F(RA): <40	1	1	3	18	0	13	0	0			PROJECT	N sai kishore	
AB(NA): ABSENT- NOT APPEARED	0	0	0	0	0	1	0	0			SLANG	DV Durga Bhavani	
IC: IN-COMPLETE (NOT ELIGIBLE)	0	0	0	0	0	0	0	0			#REF!		
SGPA	9.29		TOPPER ROLLNO(S)										
No.Of students	1		1051-20-467-006		Total Number of Girls				Girls Pass%	Girls Promoted %			
					Appeared	Passed	Promoted	Detained					
					20	19	1	0	95.00	5.00			
APPEARED	64				Total Number of Boys				Boys Pass %	Boys Promoted %			
PASSED	45				Appeared	Passed	Promoted	Detained					
Promoted	19				45	26	18	0	57.78	40.00			
MALPRACTICE	0												
Pass %	70.31												
Promoted %	29.69				Total Appeared	Total Pass	Total Promoted	Total Detained	Section Pass +Promoted Percentage				
					65	45	19	0	98%				

58

[Handwritten signature]




2.6.3.

MSCs 3B 2022-2023

	SLANG	ENGLISH	M6	S6(TH)	S6(PR)	C6 Th	C6 (Pr)	Project	0	0	SUBJECT	FACULTY NAME
O: 90 - 100	8	1	2	2	38	3	21	17	0	0	SLANG	Dr N Suryakantni, Anasuya, K Heena, Pravalika
A+ 75 - 89	26	22	8	6	22	4	18	41	0	0	ENGLISH	P Vineetha
A: 60 - 74	13	22	16	17	0	17	14	1	0	0	M6	P Chandrakala
B+: 55 - 59	4	10	4	5	0	13	5	0	0	0	S6(TH)	Y Aruna Rekha
B: 50 - 54	3	3	5	9	0	6	2	0	0	0	S6(PR)	Y Aruna Rekha
C: 45 - 49	1	0	4	4	0	5	0	0	0	0	C6 Th	B Rajani
D: 40 - 44	0	2	3	1	0	3	0	0	0	0	C6 (Pr)	B Rajani
F(RA): <40	4	0	18	16	0	9	0	0	0	0	Project	Y Aruna rekha/D Rajya Lakshmi
AB(NA): ABSENT- NOT APPEARED	0	0	0	0	0	0	0	0	0	0		0
IC: IN-COMPLETE (NOT ELIGIBLE)	0	0	0	0	0	0	0	0	0	0		0

SGPA	9.48	TOPPER ROLLNO(S)
No.Of students	1	1051-20-467-120
APPEARED	59	
PASSED	35	
Promoted	0	
MALPRACTICE	0	
Pass %	59.32203	
Promoted %	0	



Total Number of Girls				Girls Pass%	Girls Promoted%
Appeared	Passed	Promoted	Detained		
9	8	0	0	88.88888889	0
Total Number of Boys				Boys Pass%	Boys Promoted%
Appeared	Passed	Promoted	Detained		
51	27	0	0	52.94117647	0
Total Appeared	Total Pass	Total Promoted	Total Detained	Section Pass + Promoted Percentage	
60	35	0	0	0.583333333	

59.

MSDs 3 2022-2023

MSDS
69
only one
year

	SLANG	ENGLISH	PROJECT	MATHS	STATS(TH)	STATS(PR)	DS(TH)	DS(PR)	0		SUBJECT	FACULTY NAME
O: 90 - 100	10	2	22	5	2	42	12	26	0		SLANG	Sanskrit-K.Anasuya Telugu - Dr N Surya Kanthi, French-
A+ 75 - 89	14	16	21	6	7	0	9	12	0		ENGLISH	Moumits Santra
A: 60 - 74	12	17	0	8	9	0	6	5	0		PROJECT	R.Arjun Rao/J.Vinita
B+: 55 - 59	3	2	0	10	8	0	8	0	0		MATHS	Y.SriKrishna Mohan
B: 50 - 54	0	1	0	0	6	0	0	0	0		STATS(TH)	J.Vinita
C: 45 - 49	2	2	0	0	1	0	3	0	0		STATS(PR)	J.Vinita
D: 40 - 44	0	1	0	5	3	0	0	0	0		DS(TH)	R.Arjun Rao
F(RA): <40	2	2	0	9	7	0	5	0	0		DS(PR)	R.Arjun Rao
AB(NA):ABSENT- NOT APPEARED	0	0	0	0	0	0	0	0	0			
IC:IN-COMPLETE (NOT ELIGIBLE)	0	0	0	0	0	0	0	0	0			

Topper		9.39	TOPPER ROLLNO(S)
No.Of students		1	1051-20-539-036
APPEARED		43	
PASSED		29	
Failed		14	
MALPRACTICE		0	
Pass %		67.44186	
Failed %		32.55814	

Total Number of Girls				Girls Pass%	Girls Failed%
Appeared	Passed	Failed	Detained		
17	16	1	0	94.11764706	5.882352941
Total Number of Boys				Boys Pass%	Boys Failed%
Appeared	Passed	Failed	Detained		
26	13	13	0	50	50
Total Appeared	Total Pass	Total Failed	Total Detained	Section Pass +Failed Percentage	
43	29	14	0	100	



(Handwritten signature/initials)

2018-19
 MPY 3A43B
 UG BSc

MPY3A

	MPC31(2018-19)										ANALYSIS		BATCH 2018-19	
	P7	P7P	M7	M7P	C7	C7P	GE	P8	P8P	M8	M8P	C8	C8P	SEC
O:-	14	19	4	31	8	10	2	9	18	13	8	6	21	3
100-85	8	13	11	1	12	19	7	14	13	15	8	14	17	10
84-70	7	8	7	7	14	20	13	9	11	7	13	7	15	9
69-60	6	2	5	3	6	5	6	4	0	2	4	4	1	4
59-55	3	5	3	1	4	8	7	4	2	5	12	4	4	5
D:-	5	17	7	21	4	2	4	4	20	6	19	4	6	15
E:-	20	0	25	0	15	0	25	18	0	14	0	22	0	18
F:-	1	0	2	0	1	0	0	2	0	2	0	1	0	0
<40														
Ab:-														
Absent														
TOPPER	9.75													
No. Of students	1													
					TOPPER ROLLNO(S)									
					16-1051-468-006									
					Appeared							Passed	Promoted	Detained
					20							14	0	0
APPEARED	64													
PASSED	24													
PROMOTED	0													
MALPRACTICE	0													
					Total Number of Boys									
					Appeared							Passed	Promoted	Detained
					44							10	0	0
					Total Number of Girls									
					Appeared							Passed	Promoted	Detained
					64							24	0	0
Pass %	37.50													
PROMOTED %	0.00													

61



[Handwritten signature in green ink]

2.6.31

					MPCS3-B	ANALYSIS	BATCH(2018-19)					
					C7	C7Pr	P8	P8Pr	C8Pr	Python		
O: 100-85	P7 8	P7 Pr 14	M7 6	M7Pr 30	6	0	9	13	11	4		
A: 84-70	19	22	11	6	17	22	17	9	21	11		
B: 69-60	11	7	14	11	13	38	9	10	19	5		
C: 59-55	4	1	2	4	4	3	6	4	9	10		
D: 54-50	3	6	8	3	5	0	9	2	4	15		
E: 49-40	2	16	4	12	5	3	3	28	2	6		
F: <40	19	0	17	0	11	0	10	0	0	14		
Ab: Absent	0	0	4	0	3	0	3	0	0	1		
TOPPER		9.96	TOPPER ROLLNO(S)									
No.Of students		1	16-1051-468-138		Total Number of Girls				Girls Pass%	Girls Promoted%		
					Appeared	Passed	Promoted	Detained				
					16	12	4	0	75.00	25.00		
APPEARED		66			Total Number of Boys				Boys Pass	Boys Promoted		
PASSED		34			Appeared	Passed	Promoted	Detained	%	%		
PROMOTED		32			50	22	28	0	44.00	56.00		
MALPRACTICE		0										
Pass %		51.52										
PROMOTED %		48.48			TotalApp.	TotalPa	TotalProm	TotalDetain	Section Pass Promoted Percentage			
					66	34	32	0	100%			

62



[Handwritten signature in green ink]

2019-20 2.6.3
mpu 3A, 3B, 3C

					MPCS3-A	ANALYSIS	2019-20										
	GE	SEC	P7	P7 PR	P8	P8 PR	M7	M7 PR	M8	M8 PR	CS 7	Cs 7PR	Cs 8	CS8 PR			
O: 100 - 85	11	4	4	28	8	29	6	18	13	30	5	17	3	19			
A: 84 - 70	20	14	18	6	12	7	13	16	16	9	8	24	10	20			
B: 69 - 60	11	10	0	6	13	6	9	7	7	3	13	4	12	6			
C: 59 - 55	0	4	2	2	4	0	9	1	3	3	5	0	7	0			
D: 54 - 50	2	3	4	2	1	3	1	3	4	0	6	0	6	0			
E: 49 - 40	1	10	3	1	5	0	2	0	1	0	4	0	4	0			
F: <40	0	0	3	0	2	0	5	0	1	0	4	0	3	0			
Ab: Absent	0	0	0	0	0	0	0	0	0	0	0	0	0	0			
TOPPER	9.61	TOPPER ROLLNO(S)															
No.Of students	1	1051-17-468-038															
										Total Number of Girls				Girls Pass%	Girls Promoted%		
										Appeared	Passed	Promoted	Detained				
										15	15	0	0	100.00	0.00		
APPEARED	45											Total Number of Boys				Boys Pass %	Boys Promoted %
PASSED	38											Appeared	Passed	Promoted	Detained		
FAILED	7											30	24	5	0	80.00	16.67
MALPRACTICE	0																
Pass %	84.44																
PROMOTED %	15.56											TotalApp	TotalPass	TotalPromo	TotalDetail	Section Pass +Promoted Percentage	
										45	36	5	0	91%			



2.6.3

MPCs3-B 2019-20 ANALYSIS 2019-20															Subject	Faculty Name	Subject	Faculty Name		
	P7	P7pr	M7	M7pr	C7	C7pr	GE	P8	P8 pr	M8	M8pr	C8	C8pr	SEC2						
O1: 100 - 85	7	26	7	18	5	13	9	6	27	19	35	3	19	12	P7	Sunanda	P8	Aslam Shreef		
A1: 84 - 70	12	16	7	20	10	22	9	14	15	12	5	11	18	14	P7pr	Sunanda	P8 pr	Aslam Shreef		
B1: 69 - 60	12	3	5	7	13	10	6	10	3	7	4	11	8	10	M7	K.Kumar	M8	M.Devika		
C1: 59 - 55	6	0	11	0	6	0	3	4	0	4	0	4	0	3	M7pr	K.Kumar	M8pr	M.Devika		
D1: 54 - 50	3	0	7	0	5	0	7	6	0	0	1	7	0	3	C7	S.Lakshmi	C8	SrinivasU		
E1: 49 - 40	3	0	3	0	2	0	11	3	0	1	0	7	0	3	C7pr	S.Lakshmi	C8pr	SrinivasU		
F1: <40	1	0	4	0	4	0	0	2	0	1	0	2	0	0	GE	Madhusudan	SEC2	Mahitha		
Ab: Absent	1	0	1	0	0	0	0	0	0	1	0	0	0	0						
TOPPER	10	TOPPER ROLLNO(S)																		
No.Of students	1	1051-17-468-068																		
															Total Number of Girls				Girls Pass%	Girls Failed %
															Appeared	Passed	Failed	Detained		
															10	10	0	0	100.00	0.00
APPEARED	45																			
PASSED	39																			
FAILED	7																			
MALPRACTICE	0																			
															Total Number of Boys				Boys Pass %	Boys Failed %
															Appeared	Passed	Failed	Detained		
															35	29	6	0	82.86	17.14
Pass %	86.67																			
PROMOTED %	15.56																			
															TotalApp.	TotalPass	Total Failed	TotalDetained	Section Pass Percentage	
															45	38	7	0	82%	



[Handwritten signature in green ink]

2.6.3.

MPCSS3C (2019-20)										ANALYSIS				
	GE	SEC	M7	M8	P7	P8	C7	C8						
O:	15	7	2	17	4	3	5	6						
100-85	15	7	2	17	4	3	5	6						
A:	15	17	14	15	16	9	14	10						
84-70	15	17	14	15	16	9	14	10						
B:	4	10	7	4	6	13	7	12						
69-60	4	10	7	4	6	13	7	12						
C:	0	3	5	2	5	5	6	3						
59-55	0	3	5	2	5	5	6	3						
D:	4	3	3	1	4	4	2	5						
54-50	4	3	3	1	4	4	2	5						
E:	5	3	0	3	1	3	2	1						
49-40	5	3	0	3	1	3	2	1						
F:	0	0	12	1	8	7	7	6						
<40	0	0	12	1	8	7	7	6						
Ab:	2	2	2	2	1	1	2	2						
Absent	2	2	2	2	1	1	2	2						
TOPPER	10			TOPPER ROLLNO(S)										
No.Of students	1			1051-17-468-126										
					Number of Girls	Number of Boys								
					Appeared	Passed	Promoted	Detained	Girls Pass%	Girls Promoted%				
					15	12	0	0	80.00	0.00				
APPEARED	45													
PASSED	27													
FAILED	18													
MALPRACTICE	0													
					Appeared	Passed	Promoted	Detained	Boys Pass %	Boys Promoted %				
					30	15	0	0	50.00	0.00				
Pass %	60.00													
PROMOTED %	40.00													
					TotalApp.	TotalPass	TotalProm	TotalDetained	SECURITY PASS %	Promoted				
					45	27	0	0	60%					

65



Handwritten signature in green ink.

MPCS 3A (2020-21)

MPY

2-6.3

3A, 3B & 3C

2020-21

MPCS(2020-21)-ANALYSIS BATCH(2020-21)																
MPCS 3A	p7	P7PR	M7	M7PR	c7	c7 PR	BS2	P8	P8PR	M8	M8PR	C8	C8PR	PYTHON	Subject	Faculty Name
O: 100 - 85	10	8	5	17	5	4	14	4	1	13	13	0	7	4	p7	Bukka Uday Sree
A: 84 - 70	10	18	8	24	15	22	24	13	5	17	15	9	30	18	P8	Aslam Sharef
B: 69 - 60	11	9	9	5	14	21	6	10	21	5	11	15	10	14	M7	Sandhya Rani G
C: 59 - 55	6	6	9	2	2	0	2	2	15	2	8	5	0	5	M8	Prathibha G
D: 54 - 50	1	2	5	0	1	0	0	4	2	5	0	2	0	2	C7	Hari Prasad J
E: 49 - 40	1	4	2	0	0	0	0	0	3	2	0	2	0	2	C8	Navneetha N
F: <40	9	0	10	0	10	0	1	14	0	4	0	15	0	2	BS2	Vinitha J
Ab: Absent	0	1	0	0	1	1	1	0	1	0	1	0	1	1	PYTHON	S. Lakshmi
TOPPER	9.57		TOPPER ROLLNO(S)				Total Number of Girls				Girls Pass%		Girls Promoted%			
No.of students	2		1051-18-468-012				Appeared				60		40			
			1051-18-468-049				Passed									
							Promoted									
							Detained									
APPEARED	48															
PASSED	11															
PROMOTED	37															
MALPRACTICE	0										44.73684		55.26316			
Pass %	22.91667															
PROMOTED %	77.08333						TotalApp.				TotalPass		TotalProm			
							TotalPass				TotalProm		TotalDetail			
							Section Pass +Promoted				Percentage					
							48				11		37			
											0		1			




[Handwritten signature in green ink]

2.6.3.

MPCU3B

		MPCS3(2020-21)				ANALYSIS		BATCH(2020-21)													
	P7	Pr	M7	pr	C7	Pr	GE	P8	Pr	M8	Pr	C8	Pr	SEC	Subject	Faculty Name	Subject	Faculty Name			
O: 100 - 85	5	12	3	32	8	10	23	3	3	13	14	8	14	10	P7	B.Udaysree	P8	Aslam Shareef			
A: 84 - 70	14	16	13	10	16	26	16	18	8	15	15	8	29	15	Pr	B.Udaysree	Pr	Aslam Shareef			
B: 69 - 60	14	9	7	1	13	7	4	12	17	4	13	14	0	13	M7	Sandhya Rani	M8	Prathibha G			
C: 59 - 55	3	1	6	0	2	0	0	4	4	6	1	5	0	3	pr	Sandhya Rani	Pr	Prathibha G			
D: 54 - 50	0	0	3	0	0	0	0	1	4	0	0	0	0	0	C7	Hari Prasad Rao	C8	Navneetha N			
E: 49 - 40	0	5	0	0	1	0	0	0	7	2	0	1	0	2	Pr	Hari Prasad Rao	Pr	Navneetha N			
F: <40	8	0	12	0	4	0	0	6	0	4	0	8	0	0	GE	Vinita J	SEC	S.Lakshmi			
Ab: Absent	0	1	0	1	0	1	1	0	1	0	1	0	1	1							
TOPPER		9.64		TOPPER ROLLNO(S)																	
No.Of students		1		1051-18-468-054																	
								Total Number of Girls				Girls Pass%		Is Promoted%							
								Appeared		Passed		Promoted		Detained							
								14		9		5		0		64.29		35.71			
APPEARED		44						Total Number of Boys				Boys Pass %		Boys Promoted							
PASSED		10						Appeared		Passed		Promoted		Detained							
FAILED		34						30		20		10		0		66.67		33.33			
MALPRACTICE		0																			
Pass %		22.73																			
PROMOTED %		77.27						TotalApp.		TotalPass		TotalPromo		TotalDetain		Section Pass					
								44		10		34		0		100%					

67



[Handwritten signature in green ink]

2020-21
2.6.3.

Grade	No. of students	TOPPER ROLLNO(S)	MPCS 3C	ANALYSIS	2020-21		Total App.	Total Pass	Total Promoted	Total Detained	Section Pass + Promoted	Subject	Faculty Name	Subject	Faculty Name
					App. / Pass	Promoted / Detained									
O:	8	23	M7	M7 PR	7	13	20	16	0	0.00	0.00	P7	B.UDAYA SREE	P8	ASLAMI SHAREEF
100-85	16	14	M7	M7 PR	23	14	29	14	0	0.00	0.00	P7 PR	B.UDAYA SREE	P8 PR	ASLAMI SHAREEF
A:	15	4	M7	M7 PR	7	9	16	16	0	0.00	0.00	M7	SANDHYA RANIG	M8	PRATIBHA G
84-70	15	4	M7	M7 PR	7	9	16	17	0	0.00	0.00	M7 PR	SANDHYA RANIG	M8 PR	PRATIBHA G
B:	2	2	M7	M7 PR	5	2	7	3	0	0.00	0.00	M7 PR	SANDHYA RANIG	M8 PR	PRATIBHA G
69-60	2	2	M7	M7 PR	5	2	7	3	0	0.00	0.00	M7 PR	SANDHYA RANIG	M8 PR	PRATIBHA G
C:	0	4	M7	M7 PR	5	9	14	1	0	0.00	0.00	C7	HARI PRASAD RAO J	C8	NAVNEETHA N
59-55	0	4	M7	M7 PR	5	9	14	1	0	0.00	0.00	C7 PR	HARI PRASAD RAO J	C8 PR	NAVNEETHA N
D:	1	1	M7	M7 PR	1	0	1	0	0	0.00	0.00	C7 PR	HARI PRASAD RAO J	C8 PR	NAVNEETHA N
54-50	1	1	M7	M7 PR	1	0	1	0	0	0.00	0.00	GE	VINITHA J	SEC	LAKSHMI S
E:	1	1	M7	M7 PR	1	0	1	0	0	0.00	0.00				
49-40	0	0	M7	M7 PR	0	1	1	1	0	0.00	0.00				
F:	6	0	M7	M7 PR	0	1	1	1	0	0.00	0.00				
<40	1	1	M7	M7 PR	1	1	2	1	0	0.00	0.00				
Ab:	1	1	M7	M7 PR	1	1	2	1	0	0.00	0.00				
Absent	1	1	M7	M7 PR	1	1	2	1	0	0.00	0.00				
TOPPER	9.64	1051-18-468-125													
No. Of students	1														
APPEARED	49														
PASSED	30														
FAILED	19														
MAINT.PRACTICE	0														
Pass %	61.22														
PROMOTED %	38.78														



[Handwritten signature]

68

2.6.3.
W21-22 MPCY 3A, 3B, 3C

MPCs 3A SEM VI-3A(2021-22)				ANALYSIS							
2021-22											
ENG	SL	P6	PROJ	M6	C6	C6-PR	P6-PR	SGPA	Subject	Faculty Name	
O: 100 - 85	6	18	1	32	2	4	23	25	0	ENG	Vyshnavi B
A: 84 - 70	28	20	10	16	7	10	24	22	0	SL	M.R.Anasuya
B: 69 - 60	6	6	21	1	11	10	1	1	0	M5	Pratthiba G
C: 59 - 55	5	2	12	0	12	8	0	0	0	P5	G Sunanda
D: 54 - 50	1	1	2	0	7	6	0	0	0	P5-PR	G Sunanda
E: 49 - 40	3	2	1	0	2	1	0	0	0	CS5	Hariprasad J
F: <40	0	0	2	0	8	10	0	0	0	CS5-PR	Hariprasad J
Ab: Absent	0	0	0	0	0	0	1	0	0	GE	P Poornachander
TOPPER											
9.88 TOPPER ROLLNO(S)											
No.Of students 1 1051-19-468-002											
Total Number of Girls											
Appeared Passed Promoted Detained											
14 13 1 0 92.85714 7.142857143											
APPEARED 49											
PASSED 29											
Total Number of Boys											
PROMOTED 20											
MALPRACTICE 0											
Appeared Passed Promoted Detained											
35 17 18 0 48.57143 51.42857143											
Pass % 59.18367											
PROMOTED % 40.81633											
TotalApp. TotalPass TotalPromd TotalDetail Section Pass +PromotedPercentage											
49 30 19 0 1											

69



[Handwritten signature in green ink]

2.6.3

MPCs 3B SEM VI-3B(2021-22)

	ENG	SL	M6	P6	P6-PR	CS6	CS6-PR	PROJECT	SGPA	Subject	Faculty Name
O: 100 - 85	5	21	1	1	28	8	23	0	0	ENG	MALLESWAR RAO D
A: 84 - 70	25	16	0	13	22	8	27	0	0	SL	M.Ramalakshmi Anasuya
B: 69 - 60	13	10	7	12	0	6	0	0	0	M6	DEVIKA M
C: 59 - 55	2	2	12	8	0	6	0	0	0	P6	UDAYA SREE B
D: 54 - 50	4	1	13	6	0	9	0	0	0	P6-PR	UDAYA SREE B
E: 49 - 40	0	0	4	3	0	4	0	0	0	CS6	KAVYA V
F: <40	1	0	13	7	0	9	0	0	0	CS6-PR	KAVYA V
Ab: Absent	0	0	0	0	0	0	0	0	0	PROJECT	UDAYA SREE B

TOPPER	9.56	TOPPER ROLLNO(S)									
No.Of students	1	1051-19-468-051		Total Number of Girls				Girls Pass%	Girls Promoted%		
				Appeared	Passed	Promoted	Detained				
				14	13	1	0	92.86	7.14		
APPEARED	50					Total Number of Boys				Boys Pass	Boys Promoted
PASSED	34					Appeared	Passed	Promoted	Detained	%	%
PROMOTED	16					36	21	15	0	58.33	41.67
MALPRACTICE	0										
Pass %	68.00										
PROMOTED %	32.00					TotalApp.	TotalPass	TotalProm	TotalDeta	Section Pass +Promoted	
						50	34	16	0	100%	



[Handwritten signature]



17

O:	100 - 85	84 - 70	69 - 60	59 - 55	54 - 50	49 - 40	<40	Ab: Absent
TELUGU	1	1	3	0	1	0	0	0
HINDI	2	7	1	1	0	0	0	0
SANSKRIT	1	11	0	1	1	0	0	0
FRENCH	0	0	1	0	0	0	0	0
ARABIC	0	0	0	0	0	0	0	0
PERSIAN	0	0	0	0	0	0	0	0

Second Language Analysis

Faculty Details		ENG	SLANG	Phy-6	Project	Mat-6	Cs-6	Cs-6-Pr	Phy-6-Pr	SGPA
D Mallethwara Rao		22	19	8	27	4	3	29	17	0
Shivar Biradar, Tel-Suryakanti		13	10	7	1	6	4	17	0	0
DRL Radhika Rani		5	2	3	0	8	3	8	0	0
Prathiba G		3	3	7	1	9	5	0	0	0
Rajini B		0	2	6	0	6	1	0	0	0
Rajini B		1	7	13	0	14	19	0	0	0
DRL Radhika Rani		0	0	0	0	0	19	0	0	0
Project		0	0	1	2	2	1	2	0	0
Poorachander P		0	0	0	0	0	0	0	0	0
Phy-6-Pr		0	0	0	0	0	0	0	0	0
Cs-6-Pr		0	0	0	0	0	0	0	0	0
Rajini B		0	0	0	0	0	0	0	0	0
Rajini B		0	0	0	0	0	0	0	0	0
Phy-6		0	0	0	0	0	0	0	0	0
Total Number of Boys		20	27	47	7	39	14	25	0	64.10
Total Number of Girls		1	9.07	1	1051-19-468-104	1	6	1	0	85.71
APPEARED		47	20	27	0	0	0	0	0	14.29
PASSED		20	27	0	0	0	0	0	0	0
PROMOTED		27	0	0	0	0	0	0	0	0
MALPRACTICE		0	0	0	0	0	0	0	0	0
Pass %		42.55	0	0	0	0	0	0	0	0
PROMOTED %		57.45	0	0	0	0	0	0	0	0
Total App.		46	20	46	20	46	20	26	0	100%
Total Pass		20	20	20	20	20	20	20	20	20
Total Promoted		20	20	20	20	20	20	20	20	20
Total Detained		0	0	0	0	0	0	0	0	0
Percentage Promoted		100%	100%	100%	100%	100%	100%	100%	100%	100%

MPC3C-Sem-VI 2021-22 ANALYSIS

2.6.3.

2.6.3

MPC38(2022-23)-8										ANALYSIS			BATCH(2022-23)			SUBJECT		FACULTY NAME		
	SLANG	ENGLISH	M6	P6	P6 PR	C6 PR	PROJ	SUB7	SUB8	SUB9	SLANG	ENGLISH	M6	P6	P6 PR	C6 PR	PROJ	SUB8	SUB9	
O:	5	2	9	2	11	4	14	11	0	0	SLANG	ENGLISH	M6	P6	P6 PR	C6 PR	PROJ	SUB8	SUB9	
90-100	5	2	9	2	11	4	14	11	0	0	Dr. N. Suryakanthi,	Dr. N. Suryakanthi,	M Deviika	C Aruna	C Aruna	V. Kavya	C Aruna	C Aruna	C Aruna	Dr. N. Suryakanthi,
A+	11	13	7	2	14	8	25	28	0	0	Anusuya, R. Heena	T. Prasanna	M Deviika	C Aruna	C Aruna	V. Kavya	C Aruna	C Aruna	C Aruna	Anusuya, R. Heena
75-89	11	13	7	2	14	8	25	28	0	0	M Deviika	C Aruna	C Aruna	C Aruna	C Aruna	V. Kavya	C Aruna	C Aruna	C Aruna	T. Prasanna
A:	13	10	4	10	13	9	0	0	0	0	C Aruna	C Aruna	C Aruna	C Aruna	C Aruna	C Aruna	C Aruna	C Aruna	C Aruna	M Deviika
60-74	13	10	4	10	13	9	0	0	0	0	C Aruna	C Aruna	C Aruna	C Aruna	C Aruna	C Aruna	C Aruna	C Aruna	C Aruna	C Aruna
B+:	5	6	4	6	0	3	0	0	0	0	P6 PR	P6 PR	P6 PR	P6 PR	P6 PR	P6 PR	P6 PR	P6 PR	P6 PR	C Aruna
55-59	5	6	4	6	0	3	0	0	0	0	C Aruna	C Aruna	C Aruna	C Aruna	C Aruna	C Aruna	C Aruna	C Aruna	C Aruna	C Aruna
50-54	4	2	6	6	1	5	0	0	0	0	C6	C6	C6	C6	C6	C6	C6	C6	C6	C Aruna
C:	1	2	2	2	0	2	0	0	0	0	C6 PR	C6 PR	C6 PR	C6 PR	C6 PR	C6 PR	C6 PR	C6 PR	C6 PR	C Aruna
45-49	1	2	2	2	0	2	0	0	0	0	C6 PR	C6 PR	C6 PR	C6 PR	C6 PR	C6 PR	C6 PR	C6 PR	C6 PR	C Aruna
D:	0	3	1	0	0	0	0	0	0	0	PROJ	PROJ	PROJ	PROJ	PROJ	PROJ	PROJ	PROJ	PROJ	C Aruna
40-44	0	3	1	0	0	0	0	0	0	0	PROJ	PROJ	PROJ	PROJ	PROJ	PROJ	PROJ	PROJ	PROJ	C Aruna
F(RA):	0	0	5	11	0	7	0	0	0	0	SUB8	SUB8	SUB8	SUB8	SUB8	SUB8	SUB8	SUB8	SUB8	C Aruna
Absent:	0	0	5	11	0	7	0	0	0	0	SUB8	SUB8	SUB8	SUB8	SUB8	SUB8	SUB8	SUB8	SUB8	C Aruna
NOT APPEARED	0	1	1	0	0	1	0	0	0	0	SUB9	SUB9	SUB9	SUB9	SUB9	SUB9	SUB9	SUB9	SUB9	C Aruna
TC:	0	0	0	0	0	0	0	0	0	0	SUB9	SUB9	SUB9	SUB9	SUB9	SUB9	SUB9	SUB9	SUB9	C Aruna
IN-COMPLETE (NOT ELIGIBLE)	0	0	0	0	0	0	0	0	0	0	SUB9	SUB9	SUB9	SUB9	SUB9	SUB9	SUB9	SUB9	SUB9	C Aruna
SCPA										TOPPER ROLLNO(S)										
7-92										1051-20-468-054										
No. Of students										1										
APPEARED										39										
PASSED										18										
PROMOTED										21										
MALPRACTICE										0										
PASS %										46.15										
Promoted %										53.85										
Total Number of Boys										34										
Total Number of Girls										5										
Total Pass										18										
Total Promoted										21										
Total Detained										0										
Boys Pass %										41.18										
Boys Promoted %										58.82										
Section Pass +Promoted Percentage										100%										

73

[Handwritten signature]



UG 2018-19 MECY 3A,3B
2.6.3

MECS3 - A ANALYSIS 2018-19																
	E-7	E-7(PR)	M-7	M-7(PR)	C-7	C-7(PR)	BS-2(GE)	E-8	E-8(PR)	M-8	M-8(PR)	C-8	C-8(PR)	THON-2(Sf)	THON-2(Sf - PRACTICALS)	
D: 100 - 85	6	13	6	26	5	9	3	3	19	13	15	2	11	3		
A: 84 - 70	12	17	6	27	7	8	10	11	17	10	17	8	25	8		
B: 69 - 60	10	16	6	10	11	50	8	12	15	13	15	10	28	8		
C: 59 - 55	8	5	5	3	11	0	7	6	5	4	5	8	0	11		
D: 54 - 50	7	7	7	0	7	0	10	12	4	1	3	4	1	15		
E: 49 - 40	18	9	18	1	17	0	22	16	6	10	11	15	2	18		
F: <40	6	0	15	0	9	0	7	7	1	16	0	20	0	4		
Ab: Absent	0	0	0	0	0	0	0	0	0	0	0	0	0	0		
TOPPER	9.61		TOPPER ROLLNO(S)													
No. of students	1		16-1051-474-073													
						Total Number of Girls	Appeared					Passed	Promoted	Detained	Girls Pass% s Promoted%	
APPEARED	67					15						11	4	0	73.33333	
PASSED	39														26.66667	
PROMOTED	28					Total Number of Boys	Appeared					Passed	Promoted	Detained	Boys Pass% s Promoted%	
APPRACTICE	0					52						28	24	0	53.84615	
Pass %	58.209														46.15385	
PROMOTED %	41.791					Total App. Total Pass	67					Total Pass + Promoted	39	28	0	1
																Total Pass + Promoted Percentage



74

[Handwritten signature]

2.6.3

18-19 B

MECS3-B ANALYSIS - 2018-19

	E-7	M7	C-7	BS-II(GE)	E-8	E-8(PR)	M-8	M-8(PR)	C-8	C-8(PR)	PYTHON II(*Pr - PRACTICALS)
O: 100 - 85	4	6	3	8	3	23	9	10	1	12	3
A: 84 - 70	15	11	11	6	12	13	14	10	8	27	9
B: 69 - 60	13	9	13	11	13	7	11	13	15	29	10
C: 59 - 55	11	9	12	9	8	9	5	6	3	0	8
D: 54 - 50	6	5	5	6	11	4	5	4	8	0	11
E: 49 - 40	11	8	16	12	15	11	8	25	16	0	11
F: <40	8	19	6	16	5	0	15	0	15	0	16
Ab: Absent	0	1	2	0	1	1	1	0	2	0	0

TOPPER 9.68
No.Of students 1
TOPPER ROLLNO(S) 16-1051-474-113

APPEARED 68
PASSED 29
PROMOTED 39
MALPRACTICE 0

Pass % 42.64706
PROMOTED % 57.35294

Total Number of Girls
Appeared Passed Promoted Detained
15 14 1 0
Girls Pass% Girls Promoted%
93.33333 6.666667

Total Number of Boys
Appeared Passed Promoted Detained
53 26 30 0
Boys Pass% Boys Promoted%
49.05 56.60377

TotalApp. TotalPass TotalPromc TotalDetair Section Pass +PromotedPercentage
68 40 28 0 1



75

[Handwritten signature]

2.6.3
 16/11/2019-20 MEGY 2A, 3B, 3C

	E7	E7 PR	M7	M7 PR	C7	C7 PR	BASIC STA	E8	E8 PR	M8	M8 PR	C8	C8 PR	PYTHON 2	Subject	Faculty Nat	Subject	Faculty Name
O: 100 - 85	6	23	4	38	2	14	13	6	22	17	43	0	18	9	E7	DR. RADHIK E8	SHRAVAN	
A: 84 - 70	20	14	16	5	12	25	19	16	14	18	3	12	23	13	E7 PR	DR. RADHIK E8 PR	SHRAVAN	
B: 69 - 60	12	2	9	2	16	7	6	10	2	6	1	9	4	8	M7	SANDHYA M8	DEVIKA	
C: 59 - 55	1	1	7	0	9	0	3	3	2	1	0	14	0	2	M7 PR	SANDHYA M8 PR	DEVIKA	
D: 54 - 50	2	2	3	1	4	0	2	6	2	1	0	3	1	7	C7	SHALINI A C8	MAHITHA	
E: 49 - 40	2	4	1	1	1	0	4	2	4	3	0	0	0	8	C7 PR	SHALINI A C8 PR	MAHITHA	
F: <40	3	0	6	0	2	0	0	3	0	0	0	6	0	0	BASIC STA	ANJANEVU PYTHON 2	SRINIVAS U	
Ab: Absent	1	1	1	0	1	1	0	1	1	1	0	1	1	0				
TOPPER		9.79		TOPPER ROLLNO(S)														
No. Of students	1		1051-17-474-023															
									Total Number of Girls									
									Appeared	Passed	Promoted	Detained						
									12	11	1	0	91.66667	8.333333				
APPEARED		47																
PASSED		36																
FAILED		11																
MAIPRACTICE		0																
Pass %		76.59574																
PROMOTED %		23.40426																
									Total App.	Total Pass	Total Promg	Total Detain	Section Pass +Promoted	Percentage				
									47	36	11	0	1					



Handwritten signature in green ink.

76

2.6.3

MECS3 Bsem VI ANALYSIS-2019-20																																																																																																																																																																																																																																																																																																																																																																																																																																			
Roll No	Grade	Marks	Grade	Marks	Grade	Marks	Grade	Marks	Grade	Marks	Grade	Marks	Grade	Marks																																																																																																																																																																																																																																																																																																																																																																																																																					
O: 100 - 85	A: 84 - 70	B: 69 - 60	C: 59 - 55	D: 54 - 50	E: 49 - 40	F: <40	Ab. Absent	1	1	1	1	1	1	1																																																																																																																																																																																																																																																																																																																																																																																																																					
8	4	27	8	20	6	7	2	7	2	12	1	14	14	14																																																																																																																																																																																																																																																																																																																																																																																																																					
6	8	15	22	23	19	22	10	24	15	24	10	17	17	17																																																																																																																																																																																																																																																																																																																																																																																																																					
12	14	3	5	3	9	10	11	8	8	9	7	14	14	14																																																																																																																																																																																																																																																																																																																																																																																																																					
3	2	0	5	0	4	2	9	4	6	1	5	0	0	0																																																																																																																																																																																																																																																																																																																																																																																																																					
7	8	1	2	0	2	1	5	3	4	0	7	1	1	1																																																																																																																																																																																																																																																																																																																																																																																																																					
10	6	0	4	0	2	4	7	0	8	0	13	0	0	0																																																																																																																																																																																																																																																																																																																																																																																																																					
0	4	0	0	0	4	0	2	0	3	0	3	0	0	0																																																																																																																																																																																																																																																																																																																																																																																																																					
1	1	1	1	1	1	1	1	1	1	1	1	1	1	1																																																																																																																																																																																																																																																																																																																																																																																																																					
<table border="0" style="width:100%"> <tr> <td>TOPPER</td> <td>9.68</td> <td>OPPER ROLL NO(S)</td> <td colspan="12"></td> </tr> <tr> <td>No. Of students</td> <td>2</td> <td>1051-17-474-052</td> <td colspan="12">Total Number of Girls</td> </tr> <tr> <td></td> <td></td> <td>1051-17-474-066</td> <td colspan="12">Appeared</td> </tr> <tr> <td></td> <td></td> <td></td> <td colspan="12">10</td> </tr> <tr> <td></td> <td></td> <td></td> <td colspan="12">9</td> </tr> <tr> <td></td> <td></td> <td></td> <td colspan="12">0</td> </tr> <tr> <td></td> <td></td> <td></td> <td colspan="12">0</td> </tr> <tr> <td></td> <td></td> <td></td> <td colspan="12">90</td> </tr> <tr> <td></td> <td></td> <td></td> <td colspan="12">0</td> </tr> <tr> <td colspan="15">Total Number of Boys</td> </tr> <tr> <td colspan="15">Appeared</td> </tr> <tr> <td colspan="15">37</td> </tr> <tr> <td colspan="15">Passed</td> </tr> <tr> <td colspan="15">28</td> </tr> <tr> <td colspan="15">Detained</td> </tr> <tr> <td colspan="15">0</td> </tr> <tr> <td colspan="15">Percentage</td> </tr> <tr> <td colspan="15">75.676</td> </tr> <tr> <td colspan="15">0</td> </tr> <tr> <td colspan="15">Total App. ita Passi Promoti</td> </tr> <tr> <td colspan="15">47</td> </tr> <tr> <td colspan="15">Total App. ita Passi Promoti</td> </tr> <tr> <td colspan="15">37</td> </tr> <tr> <td colspan="15">Total App. ita Passi Promoti</td> </tr> <tr> <td colspan="15">0</td> </tr> <tr> <td colspan="15">Percentage</td> </tr> <tr> <td colspan="15">0.7872</td> </tr> </table>															TOPPER	9.68	OPPER ROLL NO(S)													No. Of students	2	1051-17-474-052	Total Number of Girls														1051-17-474-066	Appeared															10															9															0															0															90															0												Total Number of Boys															Appeared															37															Passed															28															Detained															0															Percentage															75.676															0															Total App. ita Passi Promoti															47															Total App. ita Passi Promoti															37															Total App. ita Passi Promoti															0															Percentage															0.7872														
TOPPER	9.68	OPPER ROLL NO(S)																																																																																																																																																																																																																																																																																																																																																																																																																																	
No. Of students	2	1051-17-474-052	Total Number of Girls																																																																																																																																																																																																																																																																																																																																																																																																																																
		1051-17-474-066	Appeared																																																																																																																																																																																																																																																																																																																																																																																																																																
			10																																																																																																																																																																																																																																																																																																																																																																																																																																
			9																																																																																																																																																																																																																																																																																																																																																																																																																																
			0																																																																																																																																																																																																																																																																																																																																																																																																																																
			0																																																																																																																																																																																																																																																																																																																																																																																																																																
			90																																																																																																																																																																																																																																																																																																																																																																																																																																
			0																																																																																																																																																																																																																																																																																																																																																																																																																																
Total Number of Boys																																																																																																																																																																																																																																																																																																																																																																																																																																			
Appeared																																																																																																																																																																																																																																																																																																																																																																																																																																			
37																																																																																																																																																																																																																																																																																																																																																																																																																																			
Passed																																																																																																																																																																																																																																																																																																																																																																																																																																			
28																																																																																																																																																																																																																																																																																																																																																																																																																																			
Detained																																																																																																																																																																																																																																																																																																																																																																																																																																			
0																																																																																																																																																																																																																																																																																																																																																																																																																																			
Percentage																																																																																																																																																																																																																																																																																																																																																																																																																																			
75.676																																																																																																																																																																																																																																																																																																																																																																																																																																			
0																																																																																																																																																																																																																																																																																																																																																																																																																																			
Total App. ita Passi Promoti																																																																																																																																																																																																																																																																																																																																																																																																																																			
47																																																																																																																																																																																																																																																																																																																																																																																																																																			
Total App. ita Passi Promoti																																																																																																																																																																																																																																																																																																																																																																																																																																			
37																																																																																																																																																																																																																																																																																																																																																																																																																																			
Total App. ita Passi Promoti																																																																																																																																																																																																																																																																																																																																																																																																																																			
0																																																																																																																																																																																																																																																																																																																																																																																																																																			
Percentage																																																																																																																																																																																																																																																																																																																																																																																																																																			
0.7872																																																																																																																																																																																																																																																																																																																																																																																																																																			
<table border="0" style="width:100%"> <tr> <td></td> <td></td> <td></td> <td></td> <td></td> <td></td> <td></td> <td></td> <td></td> <td></td> <td></td> <td></td> <td></td> <td></td> <td></td> </tr> <tr> <td></td> <td></td> <td></td> <td></td> <td></td> <td></td> <td></td> <td></td> <td></td> <td></td> <td></td> <td></td> <td></td> <td></td> <td></td> </tr> <tr> <td></td> <td></td> <td></td> <td></td> <td></td> <td></td> <td></td> <td></td> <td></td> <td></td> <td></td> <td></td> <td></td> <td></td> <td></td> </tr> <tr> <td></td> <td></td> <td></td> <td></td> <td></td> <td></td> <td></td> <td></td> <td></td> <td></td> <td></td> <td></td> <td></td> <td></td> <td></td> </tr> <tr> <td></td> <td></td> <td></td> <td></td> <td></td> <td></td> <td></td> <td></td> <td></td> <td></td> <td></td> <td></td> <td></td> <td></td> <td></td> </tr> <tr> <td></td> <td></td> <td></td> <td></td> <td></td> <td></td> <td></td> <td></td> <td></td> <td></td> <td></td> <td></td> <td></td> <td></td> <td></td> </tr> <tr> <td></td> <td></td> <td></td> <td></td> <td></td> <td></td> <td></td> <td></td> <td></td> <td></td> <td></td> <td></td> <td></td> <td></td> <td></td> </tr> <tr> <td></td> <td></td> <td></td> <td></td> <td></td> <td></td> <td></td> <td></td> <td></td> <td></td> <td></td> <td></td> <td></td> <td></td> <td></td> </tr> <tr> <td></td> <td></td> <td></td> <td></td> <td></td> <td></td> <td></td> <td></td> <td></td> <td></td> <td></td> <td></td> <td></td> <td></td> <td></td> </tr> <tr> <td></td> <td></td> <td></td> <td></td> <td></td> <td></td> <td></td> <td></td> <td></td> <td></td> <td></td> <td></td> <td></td> <td></td> <td></td> </tr> </table>																																																																																																																																																																																																																																																																																																																																																																																																																																			



Handwritten signature in green ink.

77

2.6.3

		MECS3-C ANALYSIS 2019-20															
	E7	E7PR	M7	M7PR	C7	C7PR	E8	E8PR	M8	M8PR	C8	C8PR	SEC	GE	Subject	Faculty Name	Faculty Name
D: 100 - 85	4	9	8	31	2	14	6	9	12	35	0	16	9	11	E7	Radhika R	Aruna C
A: 84 - 70	21	19	12	15	12	31	12	20	16	12	10	31	27	18	E7PR	Radhika R	Aruna C
B: 69 - 60	10	9	8	1	14	2	12	7	5	0	9	0	8	5	M7	Prathiba G	andra Shekhar
C: 59 - 55	6	6	3	0	3	0	5	4	3	0	5	0	0	2	M7 PR	Prathiba G	andra Shekhar
D: 54 - 50	2	1	2	0	5	0	6	4	5	0	8	0	1	3	C7	Shalini A	Srinivas U
E: 49 - 40	3	3	3	0	6	0	3	3	3	0	9	0	2	8	C7 PR	Shalini A	Srinivas U
F: <40	1	0	11	0	5	0	3	0	3	0	6	0	0	0	E8	Aruna C	Kavneetha N
Ab: Absent	0	0	0	0	0	0	0	0	0	0	0	0	0	0			Shusudhan Rao
TOPPER		9.79															
TOPPER ROLLNO(S)																	
No. of students	1		1051-17-474-121														
		Total Number of Girls											Girls Pass% Promoted%				
	APPEARED	47					10	9	9	1	0	90	10				
	PASSED	31															
	PROMOTED	16															
	NOT PRACTICE	0															
		Total Number of Boys											Boys Pass% Promoted%				
	APPEARED	65.9574					37	22	15	0	59.45946	40.5405					
	PROMOTED %	34.0426															
							TotalApp.	TotalPass	TotalPromoted	TotalDetain	TotalPromoted	TotalPercentage					
							47	31	16	0	1						

Handwritten signature in green ink.

86



UG 2020-21. MEY 3A, 3B, 3C
2.6.3.

MECS3-A ANALYSIS 2020-21																					
	E7	E7PR	M7	M7PR	C7	C7 PR	E8	E8PR	M8	M8 PR	C8	C8 PR	SEC 2	GE 2	Subject	Faculty Na	Subject	Faculty Name			
O:100 - 85	11	6	3	40	7	10	5	5	22	23	3	14	17	12	E7PR		M8				
A: 84 - 70	9	22	16	6	19	12	13	22	12	13	12	31	20	16	M7		M8 PR				
B: 69 - 60	10	11	10	0	15	24	16	6	6	10	19	1	7	6	M7PR		C8				
C: 59 - 55	6	2	5	0	4	0	6	5	1	0	4	0	1	4	C7		C8 PR				
D: 54 - 50	2	5	3	0	0	0	0	8	2	0	1	0	0	5	C7 PR		SEC 2				
E: 49 - 40	2	0	1	0	0	0	0	0	0	0	0	0	1	0	E8		GE 2				
F: <40	6	0	8	0	1	0	5	0	3	0	7	0	0	3							
Ab: Absent	0	0	0	0	0	0	1	0	0	0	0	0	0	0							
TOPPER	9.89		TOPPER ROLLNO(S)																		
No Of students	1		1051-18-474-031																		
Total Number of Girls									Girls Pass		Girls Promoted%										
Appeared				Passed				Promoted		Detained											
10				5				0		0		50 0									
APPEARED		46																			
PASSED		30																			
PROMOTED		0																			
MALPRACTICE		0																			
Total Number of Boys									Boys Pass		Boys Promoted%										
Appeared				Passed				Promoted		Detained											
36				25				0		0		69.44444 0									
Pass %		65.21739																			
PRCMOTED %		0																			
TotalApp.									TotalPass		TotalPromo		TotalDetain		Section Pass +PromotedPercentage						
46									30		0		0		0.652174						
Over all Pass		15																			



[Handwritten signature in green ink]

79

2.6.3

MECS3-B ANALYSIS 2020-21																Subject	Faculty Name	Subject	Faculty Name					
D: 100 - 85	33	9	5	43	23	29	12	13	6	14	11	10	3	14	GE	J Vinitha	E7Pr	L Radhika Rani						
A: 84 - 70	11	12	13	2	10	12	23	18	25	21	22	30	13	28	SEC	Navneetha	E8 Th	poornachander						
B: 69 - 60	2	13	13	2	9	5	6	9	11	2	7	8	18	6	M7 Th	M Devika	E8Pr	poornachander						
C: 59 - 55	0	5	7	1	3	2	4	2	3	3	4	0	5	0	M7 Pr	M Devika	C7 Th	S Lakshmi						
D: 54 - 50	2	6	3	0	2	0	1	3	1	6	1	0	5	0	M8 Th	R ChandraShekar	C7 Pr	S Lakshmi						
E: 49 - 40	0	3	3	0	0	0	1	3	1	2	2	0	1	0	M8 Pr	R ChandraShekar	C8 Th	Madhupriya						
F: <40	0	0	4	0	1	0	1	0	1	0	1	0	3	0	E7 Th	Dr L Radhika Ran	C8Pr	Madhupriya						
Ab: Absent	0	0	0	0	0	0	0	0	0	0	0	0	0	0										
TOPPER	9.68	TOPPER ROLLNO(S)																						
No. Of students	1	1051-18-474-055																						
Total Number of Girls																Girls Pass%		Promoted%						
Appeared																15	14	0	0	93.33333	0			
Total Number of Boys																Boys Pass%		Promoted%						
Appeared																33	27	0	0	81.81818	0			
APPEARED	48																							
PASSED	41																							
FAILED	7																							
UNPRACTICE	0																							
Pass %	85.417																							
PROMOTED %	14.583																							
TotalApp.																48	TotalPass	41	TotalPromoted	0	TotalDetained	0	PromotedPercentage	0.854167



[Handwritten signature]

86

2.6.3.

MECs 3C 2020-21 ANALYSIS																		
	11	10	11	43	6	13	5	7	13	25	5	17	4	29	E7(TH)	L.RadhikaR	E8(PR)	Ioornachander
	18	18	6	5	22	30	17	27	19	17	13	28	18	15	E7(PR)	L.RadhikaR	M8(TH)	handraShekar
	7	13	7	1	16	6	14	9	8	7	17	4	7	5	M7(TH)	M.Devika	M8(PR)	handraShekar
	3	3	2	0	0	0	5	4	4	0	5	0	9	0	M7(PR)	M.Devika	C8(TH)	Madhupriya
	1	4	6	0	3	0	2	1	1	0	3	0	6	0	C7(TH)	S.Lakshmi	C8(PR)	Madhupriya
	4	1	3	0	1	0	0	1	0	0	0	0	5	0	C7(PR)	S.Lakshmi	SFC2	Naveetha
	4	0	14	0	0	0	6	0	4	0	6	0	0	0	E8(TH)	Ioornachander	GE2	J.Vinith
Ab: Absent	1	1	1	1	1	1	1	1	1	1	1	1	1	1				
TOPPER		9.79		TOPPER ROLLNO(S)														
No. Of students	1			1051-18-474-131														
									Total Number of Girls	Passed	Promote	Detained			Girls Pass%	Promoted%		
APPEARED	50								6	5	1	0	83.3333	16.7				
PASSED	30																	
FAILED	20																	
VALPRACTICE	0																	
									Total Number of Boys	Passed	failed	Detained			Boys Pass%	Promoted%		
Pass %	60								44	25	11	0	56.8182	25				
PROMOTED %	40																	
									TotalAppTotalPass	ptfailed	Detain	Promoted	Percentage					
									50	30	20	0	1					



81.

[Handwritten signature]

2-6.3 UG 21-22 MEY 3A93B43C

		MECS3A-Sem-VI					ANALYSIS 2021-22																		
		ENG	SLANG	M6	E6	E6(PR)	CS-6	CS-6 (PR)	PROJ	SGPA	Faculty Details														
O: 100 - 85	4	10	1	1	1	7	1	46	15	0	ENG	Malleswara rao													
A: 84 - 70	20	17	5	15	33	5	5	1	30	0	SLANG	R Anasuya													
B: 69 - 60	15	11	7	22	7	13	13	0	2	0	M6	G.Prathibha													
C: 59 - 55	2	5	9	4	0	0	5	0	0	0	E6	P Poornachander													
D: 54 - 50	4	3	6	5	0	0	12	0	0	0	E6(PR)	P Poornachander													
E: 49 - 40	0	0	4	0	0	0	1	0	0	0	CS-6	Kavya													
F: <40	2	1	15	0	0	0	10	0	0	0	CS-6 (PR)	Kavya													
Ab: Absent	0	0	0	0	0	0	0	0	0	0	PROJ	Dr.L Radhika Rani													
TOPPER	9.09 TOPPER ROLLNO(S)																								
No. Of students	1	1051-19-474-005																							
		Total Number of Girls					Total Number of Boys					Girls Pass%		Boys Pass%		Girls Promoted%									
APPEARED	47											7	0	0	0	0	0	0	0						
PASS	28																								
FAIL	19																								
UNPRACTICE	0																								
PASS %	59.574																								
FAIL %	40.426																								
		Second Language Analysis																							
		TELUGU	HINDI	SANSKRIT	FRENCH	ARABIC	PERSIAN												TotalApp.		TotalPass	TotalPromote	TotalDetained	Section Pass +PromotedPercentage	
O: 100 - 80	0	0	0	10	0	0	0	0																	
A: 84 - 70	0	0	0	17	0	0	0	0																	
B: 69 - 60	0	0	0	11	0	0	0	0																	
C: 59 - 55	0	0	0	5	0	0	0	0																	
D: 54 - 50	0	0	0	3	0	0	0	0																	
E: 49 - 40	0	0	0	0	0	0	0	0																	
F: <40	0	0	0	1	0	0	0	0																	
Ab: Absent	0	0	0	0	0	0	0	0																	



82

[Handwritten signature]

2.6.3

MECS 3B- ANALYSIS 2021-22										
English	Sanskrit	Maths-6	Electronics-	Ele lab-6	Computers-6	Computers lab	PROJECT	#REF!	#REF!	Faculty Name
D: 100 - 85	4	2	0	5	3	43	34	#REF!	#REF!	B. Vyshnavi
A: 84 - 70	20	5	20	38	9	4	13	#REF!	#REF!	Sanskrit
B: 69 - 60	10	9	18	4	15	0	0	#REF!	#REF!	Maths-6
C: 59 - 55	4	10	5	0	11	0	0	#REF!	#REF!	Electronics-
D: 54 - 50	4	14	3	0	5	0	0	#REF!	#REF!	Ele lab-6
E: 49 - 40	1	2	1	0	1	0	0	#REF!	#REF!	Computers-
F: <40	0	5	0	0	2	0	0	#REF!	#REF!	Computers lab
Ab: Absent	0	0	0	0	0	0	0	#REF!	#REF!	PROJECT
TOPPER	9.52	TOPPER ROLLNO(S)								
No. Of students	1	1051-19-474-055								
Total Number of Girls						7	7	0	0	Girls Pass%\$ Promoted%
APPEARED	47									
PASSED	42									
PROMOTED	5									
ALPRACTICE	0									
Total Number of Boys						40	35	5	0	Boys Pass%\$ Promoted%
Pass %	89.3617									
PROMOTED %	10.6383									
Total App.						47	42	10	0	Total Promoted + Promoted Percentage
Second Language Analysis										
TELUGU	0	HINDI	SANSKRIT	FRENCH	ARABIC	PERSIAN				
O: 100 - 85	0	0	3	0	0	0				
A: 84 - 70	0	0	13	0	0	0				
B: 69 - 60	0	0	13	0	0	0				
C: 59 - 55	0	0	4	0	0	0				
D: 54 - 50	0	0	13	0	0	0				
E: 49 - 40	0	0	3	0	0	0				
F: <40	0	0	1	0	0	0				
Ab: Absent	0									



83

Handwritten signature in green ink.

2.6.3

MECS 3C -Sem-VI ANALYSIS 2021-22										
ENG	SLANG	M6	E6 TH	E6 PR	C6 TH	C6 PR	GE	SUB9	Sub10	Faculty Details
O: 100 - 85	3	2	2	9	0	38	15	0	0	ENG
A: 84 - 70	19	4	10	20	9	4	26	0	0	SLANG
B: 69 - 60	10	14	15	12	8	0	0	0	0	M5
C: 59 - 55	6	7	4	1	2	0	0	0	0	E5 PR
D: 54 - 50	4	5	3	0	10	0	0	0	0	C5 TH
E: 49 - 40	0	3	5	0	5	0	0	0	0	C5 PR
F: <40	1	9	4	0	9	0	0	0	0	GE
Ab: Absent	1	0	0	1	0	2	2	0	0	SUB9
TOPPER	9.48	TOPPER ROLLNO(S)								
No. Of students	1	1051-19-474-136								
Total Number of Girls										
Appeared										
Passed										
Detained										
Girls Pass%										
Girls Promoted%										
Total Number of Boys										
Appeared										
Passed										
Detained										
Boys Pass%										
Boys Promoted%										
Total App. + Total Pastal Promotee + Detained + Promoted Percentage										
44 30 14 0 1										
Second Language Analysis										
TELUGU HINDI SANSKRIT FRENCH ARABIC PERSIAN										
O: 100 - 85	4	3	0	0	0	0	0	0	0	
A: 84 - 70	3	5	5	1	0	0	0	0	0	
B: 69 - 60	3	4	1	1	0	0	0	0	0	
C: 59 - 55	1	2	1	2	0	0	0	0	0	
D: 54 - 50	1	1	1	1	0	0	0	0	0	
E: 49 - 40	0	1	1	0	0	0	0	0	0	
F: <40	0	0	1	1	0	0	0	0	0	
Ab: Absent	0	0	0	0	0	0	0	0	0	



[Handwritten signature]


-2.6.3,

22-23

ME9
3A43B UG

MECS 3A(20-23)											SUBJECT	FACULTY NAME
	SLANG	ENGLISH	M6	ELE-6(T)	ELE-6(P)	CS-6(T)	CS-6(P)	PROJECT	SUB8	SUB9		
O: 90 - 100	4	2	1	0	13	3	15	29	0	0	SLANG	R Anasuya
A+ 75 - 89	13	14	6	9	18	10	31	21	0	0	ENGLISH	Malleswara rao
A: 60 - 74	23	22	17	17	10	17	4	1	0	0	M6	G Prathibha
B+: 55 - 59	3	3	12	10	7	7	1	0	0	0	ELE-6(T)	R Sravankumar
B: 50 - 54	5	4	6	6	3	6	0	0	0	0	ELE-6(P)	R Sravankumar
C: 45 - 49	2	4	5	7	0	6	0	0	0	0	CS-6(T)	V Kavya
D: 40 - 44	1	0	0	2	0	0	0	0	0	0	CS-6(P)	V Kavya
F(RA): <40	<u>0</u>	<u>2</u>	<u>4</u>	<u>0</u>	<u>0</u>	<u>2</u>	<u>0</u>	<u>0</u>	<u>0</u>	<u>0</u>	PROJECT	R Sravankumar
AB(NA): ABSENT- NOT APPEARE D	0	0	0	0	0	0	0	0	0	0	SUB8	
IC: IN- COMPLET E (NOT ELIGIBLE)	0	0	0	0	0	0	0	0	0	0	SUB9	

SGPA	9.04	TOPPER ROLLNO(S)	Total Number of Girls				Girls Pass%	Girls Failed %
No.Of students	1	1051-20-474-001	Appeared	Passed	Failed	Detained		
			10	10	0	0	100.00	0.00
APPEARED	51		Total Number of Boys				Boys Pass %	Boys Failed %
PASSED	40		Appeared	Passed	Failed	Detained		
Failed	11		41	30	11	0	73.17	26.83
MALPRACTICE	0							
Pass %	78.43							




85

[Handwritten signature]

2-6.3

MECS3B - (2020-23)												
	SLANG	ENGLISH	M6	E6	E6 PR	C6 PR	PROJ	SUB7	SUB8	SUB9	SUBJECT	FACULTY NAME
O: 90 - 100	3	0	0	1		3	2	6	10	0	0	SLANG Dr.N. Suryakanthi, DurgaBhavani, R.Heena
A+ 75 - 89	4	4	1	2		5	5	12	8	0	0	ENGLISH T.Prasanna
A: 60 - 74	8	8	4	7		6	4	0	0	0	0	M6 M.Devika
B+: 55 - 59	1	4	5	2		3	3	0	0	0	0	E6 R Sravan Kumar
B: 50 - 54	1	2	4	4		1	0	0	0	0	0	E6 PR R Sravan Kumar
C: 45 - 49	1	0	1	0		0	1	0	0	0	0	C6 V.Kavya
D: 40 - 44	0	0	0	0		0	0	0	0	0	0	C6 PR V.kavya
F(RA): <40	0	0	3	2		0	3	0	0	0	0	PROJ R Sravan Kumar
AB(NA):ABSENT- M	0	0	0	0		0	0	0	0	0	0	SUB8
IC:IN-COMPLETE (0	0	0	0		0	0	0	0	0	0	SUB9
SGPA		0	TOPPER ROLLNO(S)									
No.Of students		0	1051-20-474-065			Total Number of Girls				Girls Pass%	Girls Failed %	
						Appeared	Passed	Promoted	Detained			
						2	2	0	0	100	0	
APPEARED		18				Total Number of Boys				Boys Pass%	Boys Failed %	
PASSED		13				Appeared	Passed	failed	Detained			
Promoted		5				16	11	5	0	68.75	31.25	
MALPRACTICE		0										
Pass %		72.22				Total	Total	Total	Total	overall		
Failed %		27.78				Appeared	Pass	failed	Detained	pass%	fail %	
						18	13	5	0	72.22	27.78	



86

[Handwritten signature]

2.6.3.

FAILED %	21.57					Total Appeared	Total Pass	Total Failed	Total Detained	Section Pass +failed Percentage
						51	40	11	0	100%

Second Language Analysis						
	TELUGU	Hindi	Sanskrit	French	Arabic	Persian
O: 90 - 100	0	0	4	0	0	0
A+ 75 - 89	0	0	13	0	0	0
A: 60 - 74	0	0	23	0	0	0
B+: 55 - 59	0	0	3	0	0	0
B: 50 - 54	0	0	5	0	0	0
C: 45 - 49	0	0	2	0	0	0
D: 40 - 44	0	0	1	0	0	0
F(RA): <40	0	0	0	0	0	0
AB(NA): ABSENT- NOT APPEARED	0	0	0	0	0	0
IC: IN- COMPLETE (NOT ELIGIBLE)	0	0	0	0	0	0



87

[Handwritten signature]

18-19
3A

MIGC

UG

2.6.3

88

	M-7	M-7 pr	M-8	M-8 Pr	G-7	G-7 pr	G-8	G-8 pr	C-7	C-8 pr	*Pr - PRACTICALS	ANALYSIS	#REF!
O:	5	12	2	15	5	14	6	23	16	38			
100 - 85													
A:	20	21	24	28	17	19	26	22	11	6			
84 - 70													
B:	9	15	17	5	7	8	9	3	7	3			
69 - 60													
C:	7	0	3	0	4	4	2	0	6	1			
59 - 55													
D:	0	0	0	0	5	3	2	0	4	0			
54 - 50													
E:	5	0	1	0	7	0	2	0	2	0			
49 - 40													
F:	2	0	1	0	2	0	1	0	1	0			
<40													
Ab:	0	0	0	0	1	0	0	0	1	0			
Absent													
TOPPER ROLLNO(S) 16-1051-459-036													
TOPPER	9.75												
No.Of students	1												
Total Number of Girls Appeared 32 Passed 27 Promoted 5 Detained 0 Girls Pass% 84.38 Girls Promoted% 15.63													
Total Number of Boys Appeared 16 Passed 13 Promoted 3 Detained 0 Boys Pass % 81.25 Boys Promoted % 18.75													
Total App 48 Total Pass 40 Total Promoted 8 Total Detained 0 section Pass % Promoted 100%													
Pass %	83.33												
Promoted %	16.67												
Second Language Analysis TELUGU #REF! #REF! #REF! #REF! #REF! #REF! #REF! #REF! #REF! #REF! #REF! #REF! #REF! #REF! HINDI #REF! #REF! #REF! #REF! #REF! #REF! #REF! #REF! #REF! #REF! #REF! #REF! #REF! #REF! SANSKRIT #REF! #REF! #REF! #REF! #REF! #REF! #REF! #REF! #REF! #REF! #REF! #REF! #REF! #REF! FRENCH #REF! #REF! #REF! #REF! #REF! #REF! #REF! #REF! #REF! #REF! #REF! #REF! #REF! #REF! ARABIC #REF! #REF! #REF! #REF! #REF! #REF! #REF! #REF! #REF! #REF! #REF! #REF! #REF! #REF! PERSIAN #REF! #REF! #REF! #REF! #REF! #REF! #REF! #REF! #REF! #REF! #REF! #REF! #REF! #REF!													



19-20
3A

MIGC

2.6.3

CLASSNAME-CLASSEE												ANALYSIS											
GE	SEC	CHEM 7T	CHEM 7P	CHEM 8T	CHEM 8P	GEN 7T	GEN 7P	GEN 8T	GEN 8P	MICRO 7T	MICRO 7P	MICRO 8T	MICRO 8P	Subject	Faculty Name	Subject	Faculty Name						
O:																							
100 - 85	30	13	40	12	38	5	15	0	35	5	36	16	38	GE	B. Leelamani	GEN 7P	Mokshavi P						
A:	10	13	3	18	4	26	21	21	6	19	7	17	5	SEC	M. Padma	GEN 8T	Akhila. P						
84 - 70	1	15	0	7	1	8	7	16	2	12	0	4	0	CHEM 7T	Abdul Aziz	GEN 8P	Akhila. P						
69 - 60	1	2	0	1	0	1	0	3	0	4	0	2	0	CHEM 7P	Sravanthi. K	MICRO 7T	Vasudevan						
59 - 55	1	0	0	3	0	2	0	2	0	2	0	0	0	CHEM 8T	Sravanthi. K	MICRO 7P	Vasudevan						
54 - 50	0	0	0	1	0	1	0	0	0	1	0	4	0	CHEM 8P	Abdul Aziz	MICRO 8T	Swathi						
49 - 40	0	0	0	1	0	0	0	1	0	0	0	0	0	GEN 7T	Mokshavi P	MICRO 8P	Swathi						
<40	0	0	0	0	0	0	0	0	0	0	0	0	0										
Absent	0	0	0	0	0	0	0	0	0	0	0	0	0										
TOPPER ROLLNO(S)																							
	9.71	1051-17-459-006																					
No. Of students	1																						
APPEARED	43																						
PASSED	42																						
FAILED	1																						
MALPRACTICE	0																						
Summary																							
Pass %	97.67	Total App.	43	Total Pass	42	Total Promoted	1	Total Detained	0	Section Pass +Promoted	100%	Girls Pass %	100.00	Girls Promoted %	0.00	Boys Pass %	95.24	Boys Promoted %	4.76				
PROMOTED %	2.33																						



[Handwritten signature]

90

19-20
3B

MIGC

2.6.3

		MIGC3-B ANALYSIS																																																									
	GE	SEC	CHEM-7	CHEM-7PR	GEN-7	GEN-7PR	MICRO-7	MICRO-7-PR	CHEM-8	CHEM-8-PR	GEN-8	GEN-8-PR	MICRO-8	MICRO-8-PR	Subject	Faculty Name	Subject	Faculty Name																																									
D:	1	31	8	38	1	12	4	41	8	34	4	30	2	39	GE	P.SHAILAJA	MICRO-7-PR	MANIUSHA RANI																																									
100-8%																																																											
A:	13	12	18	8	16	15	16	6	23	13	22	13	13	8	SEC	M.PADMA	CHEM-8	S.SRI KRISHNA																																									
84-70																																																											
B:	4	9	9	1	24	20	16	0	8	0	16	4	18	0	CHEM-7	B.GOPAL	CHEM-8-PR	B.GOPAL																																									
89-60																																																											
C:	7	0	4	0	6	0	6	0	1	0	2	0	9	0	CHEM-7PR	P.RAVI KUMAR	GEN-8	P.AKHILA																																									
59-55																																																											
D:	10	0	4	0	0	0	4	0	5	0	2	0	4	0	GEN-7	P.MOKSHAVI	GEN-8-PR	P.AKHILA																																									
54-50																																																											
E:	4	0	3	0	0	1	1	0	2	0	1	0	1	0	GEN-7-PR	P.MOKSHAVI	MICRO-8	SWATHI REDDY																																									
41-40																																																											
F:	0	0	1	0	0	0	0	0	0	0	0	0	0	0	MICRO-7	MANIUSHA RANI	MICRO-8-PR	SWATHI REDDY																																									
<50																																																											
A/B:	0	0	0	0	0	0	0	0	0	0	0	0	0	0																																													
Absent																																																											
TOPPER	9.54																																																										
No. of students	1																																																										
		TOPPER ROLLNO(S) 1051-17-459-069																																																									
APPEARED	47																																																										
PASSED	46																																																										
FAILED	1																																																										
MALPRACTICE	0																																																										
Pass %	97.87																																																										
PROMOTED %	2.13																																																										
		<table border="1"> <thead> <tr> <th colspan="4">Total Number of Girls</th> <th colspan="4">Total Number of Boys</th> <th colspan="2">Section Pass %Promoted</th> </tr> <tr> <th>Appeared</th> <th>Passed</th> <th>Detained</th> <th>Promoted</th> <th>Appeared</th> <th>Passed</th> <th>Detained</th> <th>Promoted</th> <th>Girls Pass %</th> <th>Boys Pass %</th> </tr> </thead> <tbody> <tr> <td>34</td> <td>33</td> <td>0</td> <td>0</td> <td>13</td> <td>13</td> <td>0</td> <td>0</td> <td>97.06</td> <td>100.00</td> </tr> <tr> <td colspan="4"></td> <td colspan="4"></td> <td colspan="2">98%</td> </tr> </tbody> </table>																		Total Number of Girls				Total Number of Boys				Section Pass %Promoted		Appeared	Passed	Detained	Promoted	Appeared	Passed	Detained	Promoted	Girls Pass %	Boys Pass %	34	33	0	0	13	13	0	0	97.06	100.00									98%	
Total Number of Girls				Total Number of Boys				Section Pass %Promoted																																																			
Appeared	Passed	Detained	Promoted	Appeared	Passed	Detained	Promoted	Girls Pass %	Boys Pass %																																																		
34	33	0	0	13	13	0	0	97.06	100.00																																																		
								98%																																																			



19

[Handwritten signature]

20-21
3A

MIGC

2.6.3

MIGC-A ANALYSIS																			
	C 7T	C 7P	C 8T	C 8P	G 7T	G 7P	G 8T	G 8P	MI 7T	MI 7P	MI 8T	MI 8P	SEC	GE	Faculty Name	Subject	Faculty Name	Subject	
O:	7	22	4	23	0	8	0	15	5	15	6	13	29	18	Akhila P	G 8P	Ravi Kumar	G 8P	
A:	16	19	20	19	19	19	16	13	9	26	23	27	11	17	Vasudevan	MI 7T	Ravi Kumar	MI 7T	
B:	12	2	13	1	20	6	16	14	16	2	11	3	0	2	Vasudevan	MI 7P	Sravanthi K	MI 7P	
C:	59-55	0	0	0	0	1	6	1	7	0	0	1	0	2	Mary Manjusha	MI 8T	Sravanthi K	MI 8T	
D:	54-50	1	0	2	2	4	0	0	3	0	0	0	1	1	Mary Manjusha	MI 8P	Mokshavi	MI 8P	
E:	49-40	1	0	2	0	5	1	0	1	0	1	0	0	1	Padma M	SEC	Mokshavi	SEC	
F:	<40	5	0	1	0	2	0	4	0	2	0	1	0	0	Rahul G	GE	Akhila P	GE	
Ab:	Absent	2	1	1	1	1	1	1	1	1	1	1	3	3					
TOPPER	9.68																		
TOPPER ROLL NO(S)																			
No. Of students	1																		
					1051-18-459-040														
APPEARED	44																		
PASSED	38																		
PROMOTED	6																		
MALPRACTICE	0																		
Pass %	86.36																		
PROMOTED %	13.64																		



92

20-21
3B

2.6.3

MIC 3B SEM 6 2020-2021

D: 10-85	A: 84-70	B: 69-60	C: 59-55	D: 54-50	E: 49-40	F: <40	AB: Absent	CHEM-7	CHEM-7PR	GENETICS-5	GENETICS-7PR	MICRO-7	MICRO-7PR	CHEM-8	CHEM-8PR	GENETI CS-8	GENETI CS-8PR	MICRO-8	MICRO-8PR	SEC	Subject	Faculty Name	Subject	Faculty Name	Subject	Faculty Name																																																		
																											GE	8	8PR	CS-8	CS-8PR	MICRO-8	MICRO-8PR	GENETICS-5	GENETICS-7PR	MICRO-7	MICRO-7PR	GE	GENETICS-5	GENETICS-8	GENETICS-8PR	MICRO-8	MICRO-8PR	SEC																																
5	13	13	1	1	0	6	0	29	10	0	4	10	10	2	8	24	2	21	8	14	17	CHEM-7	P.Ravi Kumar	CHEM-8	K.SRAVANTHI																																																			
						26					8	12	27	13	17	15	12	9	12	24	22	CHEM-7PR	P.Ravi Kumar	CHEM-8PR	K.SRAVANTHI																																																			
						6					7	9	2	13	11	0	13	7	14	1	0	GENETICS-5	Mokshavi & Dr Ravi Kiran	GENETICS-8	Akhila P																																																			
						3					1	7	0	10	1	0	7	2	3	0	0	GENETICS-7PR	Mokshavi & Dr Ravi Kiran	GENETICS-8PR	Akhila P																																																			
						3					4	0	0	0	0	0	2	0	0	0	0	MICRO-7	VASUDEVAN	MICRO-8	Mary Manjusha																																																			
						1					15	0	0	1	0	0	0	0	0	0	0	MICRO-7PR	VASUDEVAN	MICRO-8PR	Mary Manjusha																																																			
						0					0	1	0	0	2	0	3	0	2	0	0	GE	Dr. B Leelamani	SEC	Padma M																																																			
						0					0	0	0	0	0	0	0	0	0	0	0																																																							
<table border="1"> <thead> <tr> <th colspan="2">TOPPER ROLLO(S)</th> <th colspan="2">Total Number of Girls</th> <th colspan="2">Total Number of Boys</th> <th colspan="2">Section Pass +Promoted</th> </tr> <tr> <th>No. Of students</th> <th></th> <th>Appeared</th> <th>Passed</th> <th>Promoted</th> <th>Detained</th> <th>Appeared</th> <th>Passed</th> <th>Promoted</th> <th>Detained</th> <th>Total App</th> <th>Total Pass</th> <th>Total Prom</th> <th>Total Detain</th> <th>Section Pass +Promoted</th> </tr> </thead> <tbody> <tr> <td>9.71</td> <td>1</td> <td>20</td> <td>17</td> <td>3</td> <td>0</td> <td>19</td> <td>12</td> <td>7</td> <td>0</td> <td>39</td> <td>29</td> <td>10</td> <td>0</td> <td>100%</td> </tr> <tr> <td colspan="2">1051-18-459-059</td> <td colspan="2">85.00</td> <td colspan="2">15.00</td> <td colspan="2">63.16</td> <td colspan="2">36.84</td> <td colspan="2"></td> <td colspan="2"></td> <td></td> </tr> </tbody> </table>																								TOPPER ROLLO(S)		Total Number of Girls		Total Number of Boys		Section Pass +Promoted		No. Of students		Appeared	Passed	Promoted	Detained	Appeared	Passed	Promoted	Detained	Total App	Total Pass	Total Prom	Total Detain	Section Pass +Promoted	9.71	1	20	17	3	0	19	12	7	0	39	29	10	0	100%	1051-18-459-059		85.00		15.00		63.16		36.84						
TOPPER ROLLO(S)		Total Number of Girls		Total Number of Boys		Section Pass +Promoted																																																																						
No. Of students		Appeared	Passed	Promoted	Detained	Appeared	Passed	Promoted	Detained	Total App	Total Pass	Total Prom	Total Detain	Section Pass +Promoted																																																														
9.71	1	20	17	3	0	19	12	7	0	39	29	10	0	100%																																																														
1051-18-459-059		85.00		15.00		63.16		36.84																																																																				
<table border="1"> <thead> <tr> <th colspan="2">APPEARED PASSED PROMOTED MALPRACTICE</th> <th colspan="2">Boys Pass Promoted %</th> <th colspan="2">Boys Pass Promoted %</th> </tr> </thead> <tbody> <tr> <td>39</td> <td>29</td> <td>10</td> <td>0</td> <td>63.16</td> <td>36.84</td> </tr> </tbody> </table>																								APPEARED PASSED PROMOTED MALPRACTICE		Boys Pass Promoted %		Boys Pass Promoted %		39	29	10	0	63.16	36.84																																									
APPEARED PASSED PROMOTED MALPRACTICE		Boys Pass Promoted %		Boys Pass Promoted %																																																																								
39	29	10	0	63.16	36.84																																																																							
<table border="1"> <thead> <tr> <th colspan="2">Pass % PROMOTED %</th> <th colspan="2">Section Pass +Promoted</th> </tr> </thead> <tbody> <tr> <td>74.36</td> <td>25.64</td> <td>Section Pass +Promoted</td> <td>100%</td> </tr> </tbody> </table>																								Pass % PROMOTED %		Section Pass +Promoted		74.36	25.64	Section Pass +Promoted	100%																																													
Pass % PROMOTED %		Section Pass +Promoted																																																																										
74.36	25.64	Section Pass +Promoted	100%																																																																									



Handwritten signature in green ink.

93

M.I.G.C-3B I-VI SEMESTERS RESULT ANALYSIS

Total App.	Total (I to VI semesters) Pass	Total Promoted	Total Detained	Section Pass Percentage
39	15	24	0	38.46%

2.6.3


MIGC

21-22
3A

				MIGC III A-Sem-VI	ANALYSIS							
	ENG	SLANG	Project	Mi 6	Mi 6 Pr	GEN 6	GEN 6 Pr	CHEM 6	CHEM 6 Pr	CGPA		
O: 100 - 85	11	24	17	3	4	5	40	8	16	0		
A: 84 - 70	27	15	27	11	40	14	3	17	30	0		
B: 69 - 60	5	7	3	9	3	8	1	4	1	0		
C: 59 - 55	2	0	0	10	0	6	0	7	0	0		
D: 54 - 50	0	1	0	5	0	6	3	4	0	0		
E: 49 - 40	0	0	0	5	0	7	0	2	0	0		
F: <40	1	0	0	3	0	0	0	3	0	0		
Ab: Absent	0	0	0	1	0	1	0	1	0	0		
TOPPER		9.6	TOPPER ROLLNO(S)									
No.Of students		1	1051-19-459-004		Total Number of Girls				Girls Pass%	Girls Promoted%		
					Appeared	Passed	Promoted	Detained				
					25	23	2	0	92.00	8.00		
APPEARED		47			Total Number of Boys				Boys Pass %	Boys Promoted %		
PASSED		41			Appeared	Passed	Promoted	Detained				
PROMOTED		6			19	16	3	0	84.21	15.79		
MALPRACTICE		0										
Pass %		87.23			TotalApp.	TotalPass	TotalPromoted	TotalDetained	Section Pass % Promoted Percentage			
PROMOTED %		12.77			44	39	5	0	100%			

Second Language Analysis

	TELUGU	HINDI	SANSKRIT	FRENCH	ARABIC	PERSIAN
O: 100 - 85	0	0	24	0	0	0
A: 84 - 70	0	0	15	0	0	0
B: 69 - 60	0	0	7	0	0	0
C: 59 - 55	0	0	0	0	0	0
D: 54 - 50	0	0	1	0	0	0
E: 49 - 40	0	0	0	0	0	0
F: <40	0	0	0	0	0	0
Ab: Absent	0	0	0	0	0	0



[Handwritten signature]

94

2.6.3

MIGC3BSEM6 2021-2022

3B
21-22

BSCMIGC 3B-Sem-6 after						ANALYSIS							
	Eng	Sec Lang	Micro	Gen	Che	Mic Pr	Gen Pr	Che Pr	Project	HEMATOLOGY	Faculty Details		
O: 100 - 85	4	7	0	1	5	3	21	6	5	0	Eng	Mr.MALLESHWARA RAO	
A: 84 - 70	11	8	3	6	6	19	1	17	16	0	MICRO	vasudevan	
B: 69 - 60	3	5	5	5	6	3	0	0	4	0	GEN	DR.RAVIKIRAN/MOKSH A	
C: 59 - 55	4	2	4	0	3	0	0	0	0	0	Che	Mr.SRINIVAS	
D: 54 - 50	1	1	6	5	0	0	3	0	0	0	Mic Pr	vasudevan	
E: 49 - 40	0	0	2	2	1	0	0	0	0	0	Gen Pr	DR.RAVIKIRAN/MOKSH A	
F: <40	0	0	3	4	2	0	0	0	0	0	Che Pr	Mr.SAI KRISHNA	
Ab: Absent	2	2	2	2	2	0	0	2	0	0	Prject	Ms. Moksha	
TOPPER		9.04	TOPPER ROLLNO(S)				Total Number of Girls				Girls Pass%	Girls Promoted%	
No.Of students		1	1051-19-459-071				Appeared	Passed	Promoted	Detained			
							16	11	5	0	68.75	31.25	
APPEARED		25					Total Number of Boys				Boys Pass %	Boys Promoted %	
PASSED		18					Appeared	Passed	Promoted	Detained			
PROMOTED		7					9	7	2	0	77.78	22.22	
MALPRACTICE		0											
Pass %		72.00					TotalApp.	TotalPass	TotalPromoted	TotalDetained	Section Pass + Promoted Percentage		
PROMOTED %		28.00					25	18	7	0	100%		

95



22-23
3A

MIGC

2.6.3.

L.B. LAXMINARAYANA
HE SHEET

	MIGC 3				ANALYSIS				PROJECT	#REFI	SUBJECT		
	SLANG	ENGLISH	Micro	Gen	Chem	Mic Pr	Gen Pr	Chem Pr					
O: 90 - 100	6	0	0	0	0	1	12	12			SLANG		
A+ 75 - 89	13	0	2	11	1	8	21	23			ENGLISH		
A: 60 - 74	11	13	11	12	13	26	1	0			Micro		
B+: 55 - 59	1	9	7	5	5	1	0	0			Gen		
B: 50 - 54	3	6	5	2	9	0	0	0			Chem		
C: 45 - 49	1	5	3	0	0	0	0	0			Mic Pr		
D: 40 - 44	0	1	1	1	2	0	0	0			Gen Pr		
F(RA): <40	0	2	6	4	5	0	0	0			Chem Pr		
AB(NA): ABSENT- NOT APPEARED	0	0	0	0	0	0	1	0			PROJECT		
IC: IN-COMPLETE (NOT ELIGIBLE)	0	0	0	0	0	0	0	0			#REF!		
SGPA													
No. Of students									Total Number of Girls		Girls Pass%		
									Appeared	Passed	Promoted	Detained	
									21	21	0	0	100.00
APPEARED									Total Number of Boys		Boys Pass %		
PASSED									Appeared	Passed	Promoted	Detained	
Promoted									15	0	0	0	0.00
MALPRACTICE													
Pass %									Total	Total	Total	Total	Section Pa
Promoted %									36	21	0	0	Per

TOPPER ROLLNO(S)
1051-20-459-038



[Handwritten signature]

96

BTBIC

2.6.3 UG

2018-19 Sem-6 3A

					#REF!	ANALYSIS										
	Chem-7	Chem-8	Bio-7	Bio-8	BT-7	BT-8	GE	SEC projects	Chem 5 (PR)	Chem 6(PR)	BIO 5(PR)	BIO 6(PR)	BT 5(PR)	BT 6(PR)	*Pr - PRACTICALS	
O: 100 - 85	14	14	9	13	11	11	20	20	35	35	17	14	21	27		
A: 84 - 70	10	13	20	16	14	18	27	19	2	5	19	13	17	10		
B: 69 - 60	5	9	7	6	5	7	0	4	6	6	4	8	3	4		
C: 59 - 55	5	4	4	2	3	4	0	0	4	1	3	4	1	1		
D: 54 - 50	4	5	3	3	6	1	0	4	0	0	1	2	5	5		
E: 49 - 40	8	2	4	6	6	4	0	0	0	0	3	6	0	0		
F: <40	2	1	1	2	3	3	1	1	1	1	1	1	1	1		
Ab: Absent																
TOPPER	10				TOPPER ROLLNO(S)											
No.Of students	1				16-1051-488-020				Total Number of Girls						Girls Pass%	Girls Promoted%
								Appeared					Failed	Detained		
								28					1	0	96.43	3.57
APPEARED	48								Total Number of Boys						Boys Pass %	Boys Promoted %
PASSED	43							Appeared					Failed	Detained		
PROMOTED	0							20					9	0	55.00	45.00
MALPRACTICE	1															
Pass %	89.58															
PROMOTED %	0.00							TotalApp.					Total failed	TotalDetained	Section Pass Promoted Percentage	
								48					11	0	100%	

97

[Handwritten signature]



2.6.3

2018-19
BTBIC-3B

	BtBIC3-B							ANALYSIS									
	BIO 7	BIO 8	CHE 7	CHE 8	BT 7	BT 8	SEC	GE	BT 7 P	BT 8 P	BIO 7 P	BIO 8 P	CHEM 7 (P)	CHEM 8 (P)	*Pr - PRACTICALS		
O: 100 - 85	9	7	7	13	7	9	19	11	21	18	15	14	21	18			
A: 84 - 70	17	12	7	15	15	19	27	25	13	16	16	12	19	20			
B: 69 - 60	9	11	6	5	7	11	0	7	5	5	7	6	2	7			
C: 59 - 55	3	5	6	4	5	1	0	0	1	2	3	5	4	0			
D: 54 - 50	3	1	4	3	5	3	0	2	5	5	1	4	0	1			
E: 49 - 40	3	5	7	3	6	2	0	1	1	0	4	5	0	0			
F: <40	2	5	8	3	1	1	0	0	0	0	0	0	0	0			
Ab: Absent	0	0	1	0	0	0	0	0	0	0	0	0	0	0			
TOPPER	Nusrath Banu		TOPPER ROLLNO(S)														
No.Of students	1		16-1051-488-069														
									Total Number of Girls						Girls Pass%	Girls Promoted%	
									Appeared	Passed	Promoted				Detained		
									29	21	0				0	72.41	0.00
APPEARED	46																
PASSED	34																
PROMOTED	0																
MALPRACTICE	0																
									Total Number of Boys						Boys Pass %	Boys Promoted %	
									Appeared	Passed	Promoted				Detained		
									17	13	0				0	76.47	0.00
Pass %	0.74																
PROMOTED %	0.00																
									TotalApp.	TotalPass	TotalPromoted				TotalDetained	Section Pass *Promoted Percentage	
									46	34	0				0	74%	



98

[Handwritten signature]

2.6.3.

															BTBIC3-A		ANALYSIS																
															Subject	Faculty Name	Subject	Faculty Name															
	GE	SEC	BT7	BT7Pr	Bio-7	Bio7Pr	Chem-7	Chem7Pr	Bt 8	Bt8 Pr	Bio 8	Bio8 Pr	Chem8	Chem8Pr	Subject	Faculty Name	Subject	Faculty Name															
O: 100 - 85	4	17	7	11	5	21	13	37	6	19	6	24	6	30	GE	P.Shailaja	Chem7Pr	N.Udaykumar															
A: 84 - 70	18	19	17	29	19	14	12	4	23	20	21	13	15	11	SEC	S.S.ashwin kum	Bt 8	B.Leelamani															
B: 69 - 60	12	5	7	1	11	6	5	0	8	2	9	4	10	0	BT7	P.Shailaja	Bt8 Pr	B.Leelamani															
C: 59 - 55	2	0	6	0	4	0	3	0	3	0	2	0	1	0	BT7Pr	P.Shailaja	Bio 8	V.Nagavani															
D: 54 - 50	3	0	3	0	1	0	6	0	0	0	2	0	6	0	Bio-7	G.Sunitha	Bio8 Pr	V.Nagavani															
E: 49 - 40	2	0	1	0	1	0	1	0	1	0	1	0	3	0	Bio7Pr	G.Sunitha	Chem8	K.Sravanthi															
F: <40	0	0	0	0	0	0	1	0	0	0	0	0	0	0	Chem-7	Abdul Aziz	Chem8Pr	Abdul Aziz															
Ab: Absent	2	2	2	2	2	2	2	2	2	2	2	2	2	2																			
TOPPER		9.89	TOPPER ROLLNO(S)																														
No.Of students		1	1051-17-488-048																														
															Total Number of Girls				Girls Pass%	Girls Promoted%													
															Appeared	Passed	Promoted	Detained															
															24	23	0	0	95.83	0.00													
															Total Number of Boys				Boys Pass %	Boys Promoted %													
															Appeared	Passed	Promoted	Detained															
															19	17	0	0	89.47	0.00													
APPEARED		43																															
PASSED		40																															
FAILED		3																															
MALPRACTICE		0																															
Pass %		93.02																															
PROMOTED %		6.98																															
															TotalApp.	TotalPass	TotalPromoted	TotalDetained	Section Pass +Promoted														
															43	40	0	0	93%														



99

[Handwritten signature]

2-6-3

Sl. No.	B.E./B.C. - III (After Reevaluation)											ANALYSIS					
	CHEMISTRY 7 PR	CHEMISTRY 7	BIO. CHEMISTRY 7	BIO. CHEMISTRY 7 PR	MINI PROJECT (SEC)	BIO. TECHNOLOGY 7	BIO. TECHNOLOGY 7 PR	CHEMISTRY 7 PR	CHEMISTRY 7	BIO. CHEMISTRY 7 PR	BIO. CHEMISTRY 7	APPLIED GENETICS (I)	TECHNOLOGY 7 PR	TECHNOLOGY 7	Subject	Faculty Name	Faculty Name
1	14	34	11	14	15	6	20	13	31	7	10	1	11	19	CHEMISTRY 7	P. RAVI KUMAR	S. SRIRISHNA
2	14	8	19	25	25	19	21	14	12	10	23	11	22	24	CHEMISTRY 7 PR	P. RAVI KUMAR	S. SRINIVAS
3	8	1	7	5	4	12	9	8	1	16	9	18	9	1	BIO. CHEMISTRY 7	P. SUVARNA	P. S. ASWIN
4	1	1	2	0	0	3	0	6	0	8	1	8	0	0	BIO. CHEMISTRY 7 PR	P. SUVARNA	P. S. ASWIN
5	0	0	0	0	0	3	0	2	0	1	1	3	2	0	MINI PROJECT (SEC)	P. S. ASWIN	B. LEELAMANI
6	3	0	5	0	0	1	0	0	0	2	0	3	0	0	BIO. TECHNOLOGY 7	P. SHALAJA	B. LEELAMANI
7	1	0	0	0	0	0	0	1	0	0	0	0	0	0	BIO. TECHNOLOGY 7 PR	P. SHALAJA	B. LEELAMANI
8	0	0	0	0	0	0	0	0	0	0	0	0	0	0			
ABSENT																	
TOPPER																	
1051-17-886-101																	
No. of students	9.89																
APPEARED	44																
PASSED	42																
FAILED	2																
MAINT PRACTICE	0																
PERCENTAGE																	
Pass %	95.45																
Present %	4.55																



(Handwritten signature)

100

2020-21
3A (BTBIG)

2.6.3

SEM-4 RESULT ANALYSIS										Faculty Details	
BT 7	BT 8	Bio7	Bio 8	Chem 7	Chem 8	BT 7(PR)	Chem 8(PR)	SEC	GE		
12	12	0	8	8	10	21	31	33			
17	21	31	22	16	15	6	10	11			
8	6	5	6	10	11	10	3	0			
3	2	4	3	3	3	2	0	0			
1	1	1	1	2	1	0	0	0			
1	0	0	1	4	1	5	0	0			
1	1	3	3	1	3	0	0	0			
1	1	0	0	0	0	0	0	0			
TOPPER	9.82										
No.Of students	1		1051-18-488-011								
						29	25	0	0	Girls Pass%	Girls Promoted%
										86.21	0.00
APPEARED	44										
PASSED	35										
PROMOTED	0										
MALPRACTICE	0										
Boys Pass %	79.55									Boys Pass %	Boys Promoted %
PROMOTED %	0.00									66.67	0.00
TotalApp.	44		TotalPass	35		TotalApp.	44	Total Promoted	0	Total Detained	0
Section Pass +Promoted Percentage	80%		TotalPromoted	0		TotalDetained	0	Section Pass +Promoted Percentage	80%		



(Handwritten signature)


10

20.6.3

20-21

3B

SEM-5 RESULT ANALYSIS											Faculty Details		
	BT 7	BT 8	BIO 7	BIO 8	CHE 7	CHE 8	SEC	GE	BIO 8 P	CHE 8 P			
O: 100 - 85	16	6	9	4	5	8	28	1	22	24		BIO 7	Bindu.G
A: 84 - 70	12	27	21	26	17	15	12	13	11	13		BIO 8	PSS. Ashwin kumar
B: 69 - 60	8	4	6	4	10	9	0	13	7	3		CHE 7	S. Sri Krishna
C: 59 - 55	1	0	1	3	2	4	0	6	0	0		CHE 8	B. GOPAL
D: 54 - 50	0	2	2	0	1	0	0	5	0	0		BIOTECH 7	Rahul G
E: 49 - 40	2	0	0	0	1	0	0	2	0	0		BIOTECH 8	Dr. B.Leelamani
F: <40	1	0	1	3	3	3	0	0	0	0		SEC	G. Sunitha
Ab: Absent	0	1	0	0	1	1	0	0	0	0		GE	P. Akhila
TOPPER		9.57	TOPPER ROLLNO(S)										
No.Of students		2	1051-18-488-055		Total Number of Girls				Girls Pass%	Girls Promoted%			
					Appeared	Passed	Promoted	Detained					
					25	21	0	0	84.00	0.00			
APPEARED		40			Total Number of Boys				Boys Pass %	Boys Promoted %			
PASSED		35			Appeared	Passed	Promoted	Detained					
PROMOTED		0			15	14	0	0	93.33	0.00			
MALPRACTICE		0											
Pass %		87.50			TotalApp.	TotalPass	Total Promoted	Total Detained	Section Pass +Promoted Percentage				
PROMOTED %		0.00			40	35	0	0	88%				
Second Language Analysis													
	TELUGU	HINDI	SANSKRIT	FRENCH	ARABIC	PERSIAN							
O: 100 - 85	0	0	0	0	0	0							
A: 84 - 70	0	0	0	0	0	0							



102

ANALYSIS										
	ENG	SLANG	Project	Bt 6	Bt 6 Pr	Bio 6	Bio 6 Pr	Che 6	Che 6 Pr	Faculty Name
O:	10	24	28	3	28	10	12	2	28	T. Prasanna
A:	27	12	6	22	12	26	24	14	16	Mr.Hari krishna
B:	6	3	4	9	2	6	8	10	0	Dr. B. Leelamani
C:	1	2	2	5	1	0	0	13	0	Dr. B. Leelamani
D:	0	3	4	3	1	0	0	5	0	Dr. B. Leelamani
E:	0	0	0	1	0	0	0	0	0	G. Sunitha
F:	0	0	0	1	0	0	0	0	0	G. Sunitha
<40	0	0	0	0	0	2	0	0	0	B. Gopal
Ab:	0	0	0	0	0	0	0	0	0	Mr.Karthik
Ahsen										
TOPPER	9.68			TOPPER ROLLNO(S)						
No.Of students	2			1051-19-488-002						
				1051-19-488-006						
APPEARED	44									
PASSED	42									
FAILED	2									
MALPRACTICE	0									
Pass %		95.45								
PROMOTED %		4.55								

Total Number of Girls			Total Number of Boys		
Appeared	Passed	Failed	Appeared	Passed	Failed
24	24	0	20	18	2
Girls Pass%		100.00	Boys Pass %		90.00
Girls Promoted%		0.00	Boys Promoted %		10.00

Total App.	Total Pass	Total Promoted	Total Detained	Section Pass + Promoted Percentage
24	24	0	0	100%



[Handwritten signature]

2-6.3

		-3B		ANALYSIS																		
SL	ENG	Chem6	Biochem6	Biotech6	Chem 6PR	Biochem 6PR	Biotech 6PR	projects	#REF!	#REF!	#REF!	#REF!	#REF!	#REF!	Subject	Faculty Name	Subject	Faculty Name				
O:																						
100-	11	10	2	0	31	20	12	12	#REF!	#REF!	#REF!	#REF!	#REF!	SL	Dr. N. Surtyakanth	Biotech 6PR	Dr. Leelamani					
A:	25	12	16	13	12	19	20	15	#REF!	#REF!	#REF!	#REF!	#REF!	ENG	Malleswar Rao	projects	G. Rahul					
84-	7	10	12	7	3	9	8	13	#REF!	#REF!	#REF!	#REF!	#REF!	Chem6	Gopal B	#REF!						
69-	1	7	5	7	0	0	1	2	#REF!	#REF!	#REF!	#REF!	#REF!	Biochem6	Bindu G	#REF!						
59-	3	4	2	9	1	0	6	5	#REF!	#REF!	#REF!	#REF!	#REF!	Biotech6	Dr. Leelamani	#REF!						
54-	1	3	6	10	0	0	0	0	#REF!	#REF!	#REF!	#REF!	#REF!	Chem 6PR	Karthik	#REF!						
49-	0	1	4	1	0	0	0	0	#REF!	#REF!	#REF!	#REF!	#REF!	Biochem 6PR	Bindu G	#REF!						
F:	0	1	4	1	0	0	0	0	#REF!	#REF!	#REF!	#REF!	#REF!									
540-	1	0	1	1	0	0	0	0	#REF!	#REF!	#REF!	#REF!	#REF!									
Ab:	1	2	2	2	2	1	2	2	#REF!	#REF!	#REF!	#REF!	#REF!									
Absen																						
TOPPER		9.56	TOPPER ROLLNO(S)																			
No. Of students		1	1051-19-488-063						Total Number of Girls		Girls Pass%		Girls Promoted%									
									Appeared	Passed	Failed	Detained		26	20	3	0					
APPEARED		47							Total Number of Boys		Boys Pass %		Boys Promoted %									
PASSED		33							Appeared	Passed	Failed	Detained		23	13	4	0					
FAILED		7							SECTION PASS + PROMOTED Percentage				82%									
MALPRACTICE		0							TotalApp.	TotalPass	TotalPromoted	TotalDetained		49	33	7	0					
Pass %		70.21																				
PROMOTED %		14.89																				



Handwritten signature in green ink.

104

2022-23

		BSC		ANALYSIS								FACULTY NAME					
		BT-6		BIO-6 PR		BT-6 PR		PROJECT		SUB8		SUB9		SUBJECT			
		BIO-6		CHEM-6		ENGLISH		SLANG		ENGLISH		CHEM-6		BIO-6			
O:	90-100	2	2	12	11	4	13	0								Yakanthi, Heena R, Anas	
A+	75-89	20	9	29	28	20	24	0								Malleswar Rao	
A:	60-74	14	15	4	6	10	5	0								Viritha	
B+	55-59	2	5	0	0	3	0	0								Dr. V. Nagavani	
B:	50-54	6	5	0	0	8	3	0								Dr. Pavan	
C:	45-49	0	2	0	0	0	0	0								Dr. V. Nagavani	
D:	40-44	1	4	0	0	0	0	0								Dr. Pavan	
F(RA):	40-44	0	0	0	0	0	0	0								Dr. Pavan	
AB(TW):	<40	2	2	1	1	1	1	1								Dr. Pavan	
ABSENT:		2	2	1	1	1	1	1									
NOT REWARDED:		3	3	1	1	1	1	1									
IN-COMPLETE:		0	0	0	0	0	0	0									
NO OF STUDENTS:																	
SGPA		9.72															
TOPPER ROLLNO(S)																	
No.Of students		1	1051-20-488-050														
APPEARED		46															
PASSED		39															
Promoted		7															
MALPRACTICE		0															
Pass %		84.78															
Promoted %		15.22															
		Total		Total		Total		Total		Total		Total		Total		Total	
		Appared		Appared		Appared		Appared		Appared		Appared		Appared		Appared	
		25		19		6		0		7		0		39		46	
		Promoted		Promoted		Promoted		Promoted		Promoted		Promoted		Promoted		Promoted	
		25		19		6		0		7		0		39		46	
		Boys Pass %		Boys Pass %		Boys Pass %		Boys Pass %		Boys Pass %		Boys Pass %		Boys Pass %		Boys Pass %	
		76.00		76.00		76.00		76.00		76.00		76.00		76.00		76.00	
		Girls Promoted %		Girls Promoted %		Girls Promoted %		Girls Promoted %		Girls Promoted %		Girls Promoted %		Girls Promoted %		Girls Promoted %	
		4.76		4.76		4.76		4.76		4.76		4.76		4.76		4.76	
		Section Pass +Promoted Percentage		Section Pass +Promoted Percentage		Section Pass +Promoted Percentage		Section Pass +Promoted Percentage		Section Pass +Promoted Percentage		Section Pass +Promoted Percentage		Section Pass +Promoted Percentage		Section Pass +Promoted Percentage	
		100%		100%		100%		100%		100%		100%		100%		100%	

2.6.3

105

[Handwritten signature]



MITC
UG

UG

2.6.3

ENGLISH	MIBIC-3					PROJECT REPORT	FACULTY NAME
	MICRO	BIOCH	CHEM	MIC PR	BIO PR		
0	0	0	0	0	2	4	Suryakanth, Anustuya, R.Henna
6	1	5	0	2	10	10	T.Prasanna
7	6	3	6	32	3	0	Dr. Laxminarayana
2	2	3	4	0	1	0	Dr. V.Nagevani
0	1	1	1	0	0	0	Dr. Latha
0	1	0	0	0	0	0	Dr. Laxminarayana
0	1	0	0	1	0	0	Dr. V.Nagevani
0	3	3	2	0	0	0	Dr. Latha
0	0	0	2	0	0	0	Dr. Nagevani
0	0	0	0	0	0	0	Dr. Nagevani
0	TOPPER ROLLNO(S)					Girls Promoted %	
0						7	77.78
15	Change the Subject Titles (in BLUE Color) with the Corresponding					0	0.00
11	1091-20-471-013					0	0.00
4	1091-20-471-015					0	0.00
0						6	66.67
0						4	44.44
73.33						11	73%
26.67						0	




Handwritten signature in green ink

Second Language Analysis

TELUUGU	HINDI	SANJKRIT	FRENCH	ARABIC	PERSIAN
0	0	2	0	0	0
2	0	5	0	0	0
0	0	3	0	0	0
0	0	2	0	0	0
0	0	0	0	0	0
0	0	0	0	0	0
0	0	0	0	0	0
0	0	0	0	0	0
0	0	0	0	0	0
0	1	0	0	0	0
0	0	0	0	0	0

					BSc-MiBIC-3	ANALYSIS	SEM-6						
	ENG	SL	Micro	Bloc	Che	Micro Pr	Bloc Pr	Che Pr	Project	BIOCHE CAL	Faculty Details		
O: 100 - 85	7	10	0	0	1	0	6	2	5	0	ENG	Mr. MALLESHWARA RAO	
A: 84 - 70	16	10	3	7	6	24	17	18	8	0	Micro	VASUDEVAN	
B: 69 - 60	2	9	7	14	6	6	7	10	17	0	Biochem	Mrs. Sunitha	
C: 59 - 55	2	0	9	0	2	0	0	0	0	0	Che	Mr.SRINIVAS	
D: 54 - 50	3	1	3	2	6	0	0	0	0	0	Micro Pr	VASUDEVAN	
E: 49 - 40	0	0	3	4	4	0	0	0	0	0	Bloc Pr	Mrs.BINDU	
F: <40	0	0	5	3	5	0	0	0	0	0	Che Pr	Mr.SAI KRISHNA	
Ab: Absent	0	0	0	0	0	0	0	0	0	0	Project	Mrs. Moksha	
TOPPER		8.84	TOPPER ROLLNO(S)										
No.Of students		1	1051-19-471-013		Total Number of Girls				Girls Pass%	Girls Promoted%			
					Appeared	Passed	Promoted	Detained					
					11	9	2	0	81.82	18.18			
APPEARED		30			Total Number of Boys				Boys Pass %	Boys Promoted %			
PASSED		22			Appeared	Passed	Promoted	Detained					
PROMOTED		8			19	13	6	0	68.42	31.58			
MALPRACTICE		0											
Pass %		73.33			TotalApp.	TotalPass	TotalPromoted	TotalDetained	Section Pass % Promoted Percentage				
PROMOTED %		26.67			30	22	8	0	100%				



107

[Handwritten signature]

2020-2021
MIBPL

2.63



[Handwritten signature]

RESULT (passed /promote)	SEM-4 RESULT ANALYSIS													Faculty Detils				
	Micro7	Micro8	Bio7	Bio8	Chem 7	Chem 8	Micro7(PR)	Chem8(PR)	SEC	GE								
	O: 100-85	A: 84-70	B: 69-60	C: 59-55	D: 54-50	E: 49-40	F: <40	Ab: Absent	TOPPER ROLLNO(S) 1051-18-471-024	TOPPER 9.68	No.Of students 1	APPEARED 22	PASSED 0	PROMOTED 0	MALPRACTICE 0	Pass % 0.00	PROMOTED % 0.00	Section Pass +Promoted Percentage 0%
Passed	1	4	7	10	5	5	1	23	24									
Passed	9	15	17	12	8	16	28	8	9									
Passed	8	5	4	4	5	8	4	2	0									
Passed	3	3	2	4	5	0	0	0	0									
Passed	4	1	1	0	4	0	0	0	0									
Promoted	2	1	0	0	3	1	0	0	0									
Passed	6	3	1	1	3	3	0	0	0									
Promoted	0	1	1	2	0	0	0	0	0									
Promoted																		
Promoted																		
Promoted																		
Promoted																		
Promoted																		
Promoted																		
Promoted																		
Promoted																		
Promoted																		
Promoted																		
Promoted																		
Promoted																		
Promoted																		
Promoted																		
Promoted																		
Promoted																		
Promoted																		
Promoted																		
Promoted																		
Promoted																		
Promoted																		
Promoted																		
Promoted																		

108

2018-2019
mshase

2.6.3

	ANALYSIS							APP. BIOTECH	BIOCHM 7PR	Micro-7pr	BIOCHM 7	Micro-8				BIOCHM 8PR	MINI PROJECT	*Pr- PRACTICALS
	chem-7	chem-7pr	Micro 7	chem-8	chem-8pr	Micro 8	Micro-8pr					BIOCHM 8						
Di	9	7	7	11	21	18	15	14	21	18								
A00-85	17	12	7	25	13	16	16	12	19	20								
At																		
84-70																		
B	9	11	6	7	5	5	7	6	7	7								
B60																		
C	3	5	6	0	1	2	3	5	4	0								
59-55																		
D	3	1	3	2	5	5	1	4	0	1								
54-50																		
E1	3	5	4	1	1	0	4	5	0	0								
59-40																		
F2	13	0	6	11	0	6	0	7	0	0								
<40																		
Ab: Absent	0	0	1	0	0	0	0	0	0	0								



	ANALYSIS							APP. BIOTECH	BIOCHM 7PR	Micro-7pr	BIOCHM 7	Micro-8				BIOCHM 8PR	MINI PROJECT	*Pr- PRACTICALS
	chem-7	chem-7pr	Micro 7	chem-8	chem-8pr	Micro 8	Micro-8pr					BIOCHM 8						
TOPPER	Mudasa Susmitha																	
No. Of students	1																	
APPEARED	72																	
PASSED	45*																	
PROMOTED	0																	
MALPRACTICE	0																	
Pass %	62.50																	
PROMOTED %	0.00																	

		Total Number of Girls		Total Number of Boys		Section Pass & Promoted %	
	Appeared	Passed	Promoted	Appeared	Promoted	Boys Pass %	Boys Promoted %
		35	27	8	0	77.14	22.86
		37	18	19	0	48.65	51.35
Total App.		72	45	27	0	Section Pass & Promoted %	63%

110

UG

263

18-19

MC PSLV



AURORA'S DEGREE & PG COLLEGE
(ACCREDITED BY NAAC WITH B++ GRADE)
CHIKKADPALLY, HYDERABAD 500020

COURSE NAME:	BA III- SEM: 6				SECTION :				MCPSLI					
	MC 7	MC 8	PS 7	PS 8	ML 7	ML 8	GE	SEC						
O: 100 - 85	0	0	2	1	1	0	1	1	N/A					
A: 84 - 70	7	2	6	3	4	5	2	5	N/A					
B: 59 - 60	4	6	1	4	5	5	3	2	N/A					
C: 59 - 55	0	1	1	0	1	0	2	1	N/A					
D: 54 - 50	0	2	1	3	0	0	3	3	N/A					
E: 49 - 40	0	0	1	0	1	1	1	0	N/A					
F: <40	1	1	1	0	0	1	1	1	N/A					
Ab: Absent	1	1	0	2	1	1	0	0	N/A					
TOPPER	TOPPER ROLL NO(S)													
No. Of students	9.21				16-1051-391-002				Total Number of Girls					
									Appeared	Passed	Promoted	Detained	Girls Pass%	Girls Promoted%
									2	2	0	0	100.00	0.00
APPEARED	13								Total Number of Boys				Boys Pass% Boys Promoted%	
PASSED	10													
PROMOTED	0													
IMALPRACTICE	1													
Pass %	76.92													
PROMOTED %	0.00													
									Total App	Total Pass	Total Prom	Total Detail	Section Pass	+Promoted Percentage
									13	10	0	0	77%	



Handwritten signature

111

2.6.3

19-w

Aurora's Degree & PG College
(Accredited by NAAC with 'B++' Grade)
Chikkadpally, Hyderabad 500020



Result Analysis - BA3(MCPSSLJ) (2019-2020)

COURSE NAME:	SECTION :														Backlog Results (Jan '21)						
	BA3(MCPSSLJ) (2019-2020)							BA3(MCPSSLJ) ANALYSIS							SUB9		SUB10		SUB11		SUB12
	ML7	MC7	GE	SEC	PS7	PS8	MC8	ML8	SUB7	SUB8	SUB9	SUB10	SUB11	SUB12							
O: 100 - 85	1	0	3	12	2	4	0	1	0	0	0	0	0	0	0	0	0	0			
A: 84 - 70	10	5	25	13	15	12	11	8	0	0	0	0	0	0	0	0	0	0			
B: 69 - 60	11	16	2	4	7	9	12	15	0	0	0	0	0	0	0	0	0	0			
C: 59 - 55	1	4	0	1	3	4	2	3	0	0	0	0	0	0	0	0	0	0			
D: 54 - 50	3	4	0	0	2	0	2	1	0	0	0	0	0	0	0	0	0	0			
E: 49 - 40	3	1	0	0	1	1	3	2	0	0	0	0	0	0	0	0	0	0			
F: <40	0	0	0	0	0	0	0	0	0	0	0	0	0	0	0	0	0	0			
Ab: Absent																					
TOPPER	9.43																				
No. Of students	1																				
APPEARED																					
PASSED																					
FAILED																					
MALPRACTICE																					
Pass %	100.00																				
PROMOTED %	0.00																				
Total Number of Girls									Promoted		Detained		Girls Pass%		Girls Promoted%						
									9	9	0	0	100.00	0	100.00	0.00					
Total Number of Boys									Promoted		Detained		Boys Pass%		Boys Promoted%						
									21	21	0	0	100.00	0	100.00	0.00					
TotalApp.									TotalProm		TotalDetail		Section Pass		+PromotedPercent						
30									30		0		0		100%						



112

[Handwritten signature]

2-6.3

20-21
MCP3 ✓

COURSE NAME:	BA/MCPSM13										SECTION :	
	MC 7	MC 8	PS 7	PS 8	ML 7	ML 8	SEC	GE	SUB-9	SUB10		
O 100 - 85	5	0	5	10	0	0	23	23	0	N/A		
A 84 - 70	14	23	17	9	25	20	5	3	0	N/A		
B 69 - 60	5	3	5	4	2	5	0	2	0	N/A		
C 59 - 55	2	2	0	2	1	3	0	0	0	N/A		
D 54 - 50	1	0	0	2	0	0	0	0	0	N/A		
E 49 - 40	0	0	1	1	0	0	0	0	0	N/A		
F <40	0	0	0	0	0	0	0	0	0	N/A		
Ab Absent	0	0	0	0	0	0	0	0	0	N/A		
TOPPER		9.43										
TOPPER ROLLNO(S)												
No Of students	5											
APPEARED	0											
PASSED	0											
PROMOTED	0											
MALPRACTICE	0											
Pass %	####											
PROMOTED %	####											
							28	28	0	0		100%
							TotalApp	TotalPass	TotalPromo	TotalDetail	Section Pass + Promoted	Percent
							9	9	0	0		100.00
							Total Number of Girls	Appeared	Passed	Promoted	Detained	Girls Pass%
							1051-18-391-008	9	9	0	0	100.00
							1051-18-391-027	9	9	0	0	100.00
							1051-18-391-028	19	19	0	0	100.00
							1051-18-391-030	19	19	0	0	100.00
							Total Number of Boys	Appeared	Passed	Promoted	Detained	Boys Pass%
							19	19	0	0	0	100.00
							19	19	0	0	0	100.00
							TotalApp	TotalPass	TotalPromo	TotalDetail	Section Pass + Promoted	Percent
							28	28	0	0	0	100%



[Handwritten signature in green ink]

2017-20 - C

2.6.3

AURORA'S DEGREE & PG COLLEGE
(ACCREDITED BY NAAC WITH B++ GRADE)

		BCOM 3 COMPUTERS C																														
	GE	SEC	MA	CL	GST	GST PR	CLAB	E-COM	EXOM PR	RDBMS	RDBMS PR	Subject	Faculty Name	SUB14																		
O:	4	2	2	3	1	56	47	7	18	10	18	GE	Chamundeswa	0																		
A:	31	20	12	21	22	2	11	35	37	19	36	SEC	Dr. S. Padmini	0																		
B:	16	19	16	14	12	0	0	14	3	13	4	MA	Dr. Viswanadham Bulusu / Soumya Mohan	0																		
C:	4	8	9	9	11	0	0	0	0	5	0	CL	Tejaswini	0																		
D:	2	4	8	5	7	0	0	1	0	6	0	GST	G. Satish	0																		
E:	1	5	11	5	4	0	0	0	0	5	0	GST PR	G. Satish	0																		
F:	0	0	0	1	1	0	0	1	0	0	0	CLAB	T. Aruna	0																		
Ab:	0	0	0	0	0	0	0	0	0	0	0	E-COM	Chandra Praveen	0																		
Absent												EXOM PR	Chandra Praveen	0																		
TOPPER		9.5										RDBMS	Dr. C.V. Raman																			
No. Of students		1										RDBMS PR	Dr. C.V. Raman																			
<table border="1"> <thead> <tr> <th colspan="6">Total Number of Girls</th> </tr> <tr> <th>Appeared</th> <th>Passed</th> <th>Promoted</th> <th>Detained</th> <th>Girls Pass%</th> <th>Girls Promoted%</th> </tr> </thead> <tbody> <tr> <td>20</td> <td>20</td> <td>0</td> <td>0</td> <td>100.00</td> <td>0.00</td> </tr> </tbody> </table>															Total Number of Girls						Appeared	Passed	Promoted	Detained	Girls Pass%	Girls Promoted%	20	20	0	0	100.00	0.00
Total Number of Girls																																
Appeared	Passed	Promoted	Detained	Girls Pass%	Girls Promoted%																											
20	20	0	0	100.00	0.00																											
<table border="1"> <thead> <tr> <th colspan="6">Total Number of Boys</th> </tr> <tr> <th>Appeared</th> <th>Passed</th> <th>Promoted</th> <th>Detained</th> <th>Boys Pass %</th> <th>Boys Promoted %</th> </tr> </thead> <tbody> <tr> <td>38</td> <td>37</td> <td>1</td> <td>0</td> <td>97.37</td> <td>2.63</td> </tr> </tbody> </table>															Total Number of Boys						Appeared	Passed	Promoted	Detained	Boys Pass %	Boys Promoted %	38	37	1	0	97.37	2.63
Total Number of Boys																																
Appeared	Passed	Promoted	Detained	Boys Pass %	Boys Promoted %																											
38	37	1	0	97.37	2.63																											
Total App.	Total Pass	Total Promoted	Total Detained	Section Pass + Promoted Percentage																												
58	57	1	0	98%																												

29



[Handwritten signature]

2.6.3 PG



Aurora's Degree & P.G. College

Postgraduation result analysis

Post graduation				
Course	Year	Appeared	Pass	Pass Percentage
M.Sc Organic Chemistry	2018-2019	23	13	57%
	2019-2020	29	20	69%
	2020-2021	33	26	79%
	2021-2022	31	13	42%
	2022-2023	25	11	44%
M.Sc Biochemistry	2018-2019	24	24	100%
	2019-2020	31	29	94%
	2020-2021	33	33	100%
	2021-2022	34	34	100%
	2022-2023	22	22	100%
M.Sc Computer Science	2018-2019	33	27	82%
	2019-2020	37	16	43%
	2020-2021	40	38	95%
	2021-2022	33	29	88%
	2022-2023	42	40	95%
M.Sc Statistics	2018-2019	29	27	93%
	2019-2020	29	21	72%
	2020-2021	45	43	96%
	2021-2022	37	33	89%
	2022-2023	26	20	77%
M.Sc Mathematics	2018-2019	23	15	65%
	2019-2020	32	13	41%
	2020-2021	30	8	27%
	2021-2022	18	14	78%
	2022-2023	6	4	67%
M.Sc Applied Statistics	2018-2019	0	0	0
	2019-2020	0	0	0
	2020-2021	0	0	0
	2021-2022	33	23	52%
	2022-2023	39	32	82%



[Handwritten signature in green ink]

2.6.3

M.Com	2018-2019	25	24	96%
	2019-2020	27	26	96%
	2020-2021	37	33	89%
	2021-2022	30	25	83.00%
	2022-2023	5	5	100%

M.A English	2018-2019	0	0	0
	2019-2020	0	0	0
	2020-2021	0	0	0
	2021-2022	21	21	100%
	2022-2023	20	19	95%

M.Sc Microbiology	2018-2019	28	27	96%
	2019-2020	37	30	81%
	2020-2021	37	35	94%
	2021-2022	30	29	97%
	2022-2023	35	35	100%



[Handwritten signature]

2.6.3.

~~2021-23~~


2022-23

M.Sc Biochemy

Pg

M.Sc Biochemistry-RESULT ANALYSIS

	401T	402T	403T	404T	405P	406P	Subject	Faculty Name				
O: 100 - 85	1	2	0	0	0	8	401T	G.Sunitha				
A: 84 - 70	10	10	2	7	12	14	402T	Dr V.Nagavani				
B: 69 - 60	1	2	11	10	10	0	403T	KNKL Lavanya				
C: 59 - 55	4	4	2	2	0	0	404T	G.Rahul				
D: 54 - 50	3	2	3	1	0	0	405P	Dr G.Bindu				
E: 49 - 40	3	2	4	2	0	0	406P	G.Sunitha/Dr V.Nagavani				
F: <40	0	0	0	0	0	0						
Ab: Absent	1	1	1	1	1	1						
TOPPER	8.03			1051-21-514-003								
No.Of students	22						Total Number of Girls					
							Appeared	Passed	Failed	Detained	Girls Pass%	Girls Failed %
							18	18	0	0	100.00	0.00
APPEARED	22						Total Number of Boys				Boys Pass %	Boys Failed %
PASSED	22						Appeared	Passed	Failed	Detained	%	%
FAILED	0						4	4	0	0	100.00	0.00
MALPRACTICE	0											
Pass %	100.00											
Failed %	0.00						TotalApp.	TotalPass	Total Failed	TotalDetain	Section Pass + Failed Percentage	
							22	22	0	0	100%	



[Handwritten signature]

2.6.3.

~~2020-2022~~
2021-2022
MSc Biochemistry

				MSc Biochemistry-Semest		ANALYSIS			
	401T	402T	403T	404T	405 P	406 P	SUBJECT	FACULTY NAME	
O: 90 - 100	1	4	0	3	4	0	401T	G.Sunitha	
A+ 75 - 89	0	0	0	0	0	0	402T	PSS. Ashwin Kumar	
A: 60 - 74	8	11	10	13	26	1	403T	Dr. V.Nagavani	
B+: 55 - 59	0	0	0	0	0	0	404T	Dr S Ravikiran	
B: 50 - 54	8	10	12	12	4	3	405 P	G.Sunitha	
C: 45 - 49	6	3	5	2	0	12	406 P	Dr S Ravikiran	
D: 40 - 44	3	4	5	4	0	18			
F(RA): <40	0	0	0	0	0	0			
AB(WA): ABSENT- NOT APPEARED	0	0	0	0	0	0			
IC: IN-COMPLETE	0	0	0	0	0	0			
SGPA		8.37	TOPPER ROLLNO(S)						
No.Of students		1	1051-20-514-005				Girls Pass%	Girls Promoted %	
							#REF!	#REF!	
APPEARED		34					Boys Pass %	Boys Promoted %	
PASSED		34					#REF!	#REF!	
Promoted		0							
MALPRACTICE		0							
Pass %		100.00					Section Pass & Promoted / Percentage		
Promoted %		0.00					#REF!		



[Handwritten signature in green ink]

2.6.3.

~~2019-2021~~
2020-21
MSE Biochemy
P 07

COURSE-SEMESTER 4					ANALYSIS						
	401 T	402 T	403 T	404 T	405 P	406 P	#REF!	#REF!	#REF!	#REF!	
U:	0	0	0	0	12	12	#REF!	#REF!	#REF!	#REF!	401 T P S S ASHWIN KUMAR
100-85	11	9	11	13	19	19	#REF!	#REF!	#REF!	#REF!	402 T C S BINDU
A:	11	12	16	15	0	0	#REF!	#REF!	#REF!	#REF!	403 T Dr.S.RAVI KIRAN
84-70	6	5	3	3	0	0	#REF!	#REF!	#REF!	#REF!	404 T DR. V. NAGA VANI
B:	6	5	3	3	0	0	#REF!	#REF!	#REF!	#REF!	405 P DR V, NAGA VANI, P/ NIRMALA
60-50	2	3	1	0	0	0	#REF!	#REF!	#REF!	#REF!	406 P C S BINDU
C:	1	2	0	0	0	0	#REF!	#REF!	#REF!	#REF!	
50-45	0	0	0	0	0	0	#REF!	#REF!	#REF!	#REF!	
D:	0	0	0	0	0	0	#REF!	#REF!	#REF!	#REF!	
54-50	0	0	0	0	0	0	#REF!	#REF!	#REF!	#REF!	
E:	0	0	0	0	0	0	#REF!	#REF!	#REF!	#REF!	
49-40	0	0	0	0	0	0	#REF!	#REF!	#REF!	#REF!	
F:	0	0	0	0	0	0	#REF!	#REF!	#REF!	#REF!	
<40	0	0	0	0	0	0	#REF!	#REF!	#REF!	#REF!	
Ab: Absent	0	0	0	0	0	0	#REF!	#REF!	#REF!	#REF!	
TOPPER	8.22	TOPPER ROLLNO(S)									
No.Of students	1	1051-19-514-003				Total Number of Girls				Girls Pass%	Girls Promoted%
					Appeared	Passed	Promoted	Detained			
					25	25	0	0	100.00	0.00	
APPEARED	33					Total Number of Boys				Boys Pass %	Boys Promoted %
PASSED	33					Appeared	Passed	Promoted	Detained		
PROMOTED	0					8	8	0	0	100.00	0.00
MALPRACTICE	0										
Pass %	100.00										
PROMOTED %	0.00					TotalApp.	TotalPass	TotalPromoted	TotalDetained	Section Pass % Promoted Percentage	
						33	33	0	0	100%	



[Handwritten signature in green ink]

2.6.3

2018-2019
MSC B1004

					#REF!	ANALYSIS
	401T	402T	403T	404T	451P	452P
O: 100 - 85	0	0	0	0	0	5
A: 84 - 70	3	8	6	1	19	19
B: 69 - 60	6	6	5	6	5	0
C: 59 - 55	9	3	6	4	0	0
D: 54 - 50	5	4	6	7	0	0
E: 49 - 40	1	3	1	6	0	0
F: <40	0	0	0	0	0	0
Ab: Absent	0	0	0	0	0	0
TOPPER	7.62		TOPPER ROLLNO(S)			
No.Of students	1		1051-17-514-005			
APPEARED	24					
PASSED	24					
PROMOTED	0					
MALPRACTICE	0					
Pass %	100.00					
PROMOTED %	0.00					



[Handwritten signature]

2.6.5

MSc Biochemistry

2019-2020

PG

	401 T	402 T	403 T	404 T	405 P	406 P		
O: 100 - 85	1	2	0	2	12	16	401 T	Ms. G. Sunitha
A: 84 - 70	10	13	6	17	18	14	402 T	Dr. V. Nagavani
B: 69 - 60	12	7	18	7	0	0	403 T	Ms. G. Bindu
C: 59 - 55	2	5	3	1	0	0	404 T	Dr. S. Ravi Kiran
D: 54 - 50	4	2	1	2	0	0	405 P	Ms. C. S. Bindu
E: 49 - 40	0	1	2	1	0	0	406 P	Dr. S. Ravi Kiran
F: <40	1	0	0	0	0	0		
Ab: Absent	1	1	1	1	1	1		
TOPPER	8.4		TOPPER ROLLNO(S)					
No.Of students	1						Girls Pass%	Girls Promoted%
							#REF!	#REF!
APPEARED	31							
PASSED	29						Boys Pass %	Boys Promoted %
PROMOTED	0							
MALPRACTICE	0						#REF!	#REF!



[Handwritten signature in green ink]

Pg 1 Organic Chemistry MSC
 2018-19 to 2022-23, 2019-2019, 2.6.3

	MSC-SEMESTER-4					ANALYSIS			SUBJECT	FACULTY NAME	
	401	402	403	404	451	452					
O:	0	0	0	0	3	3			401	GOPAL	
100 - 85	0	0	0	0	3	3			402	HAFEZA	
A:	6	0	2	0	17	17			403	RAVIKUMAR	
84 - 70	6	0	2	0	17	17			404	VISHNU	
B:	7	7	9	3	3	3			451	GOPAL	
69 - 60	7	7	9	3	3	3			452	HAFEZA	
C:	3	6	2	6	0	0					
59 - 55	3	6	2	6	0	0					
D:	3	2	3	4	0	0					
54 - 50	3	2	3	4	0	0					
E:	0	0	1	0	0	0					
49 - 40	0	0	1	0	0	0					
F:	4	8	6	10	0	0					
<40	4	8	6	10	0	0					
Ab: Absent	0	0	0	0	0	0					
TOPPER	7.23										
No. Of students	2			TOPPER ROLLNO(S) 1051-17-503-001 1051-17-503-066							
APPEARED	23										
PASSED	13										
PROMOTED	10										
MAIPRACTICE	0										
Pass %	56.52										
PROMOTED%	43.48										
		Total App.		Total Pass		Total Promoted		Total Detained		Section Pass + Promoted Percentage	
		23		13		10		0		100%	
				Total Number of Boys		Total Number of Girls					
				Appeared 12		Passed 5		Detained 0		Girls Pass% 41.67	
				Appeared 11		Passed 8		Detained 0		Girls Promoted% 58.33	
				Total Number of Boys		Promoted 3				Boys Pass % 72.73	
				Promoted 7		Promoted 3				Boys Promoted % 27.27	



Signature

2019-2020

2.6.3

M.Sc ORGANIC CHEMISTRY-RESULT ANALYSIS

	401	402	403	404	451P	452P	#REF!	Subject	Faculty Name
O: 100-85	0	0	0	0	6	6	#REF!	401	Gopal
A: 84-70	0	0	3	4	14	14	#REF!	402	Krishna
B: 69-60	12	7	11	10	8	9	#REF!	403	Ravi kumar
C: 59-55	7	11	6	6	1	0	#REF!	404	Srinivas
D: 54-50	7	4	2	6	0	0	#REF!	451P	Krishna
E: 49-40	1	2	2	1	0	0	#REF!	452P	Gopal
F: <40	0	2	2	0	0	0	#REF!	#REF!	
Ab: Absent	1	2	3	2	0	0	#REF!		
TOPPER	7.18								
No.Of students	1			1051-18-503-005					
				Total Number of Girls					
				Appeared	Passed	Failed	Detained	Girls Pass %	Girls Failed %
				17	10	7	#VALUE!	58.82	41.18
				Total Number of Boys					
APPEARED	29								
PASSED	20			Appeared	Passed	Failed	Detained	Boys Pass %	Boys Failed %
FAILED	9			12	10	2	#VALUE!	83.33	16.67
MAIPRACTICE	0								
Pass %	68.97			TotalApp.	TotalPass	Total Failed	TotalDetained	Section Pass + Failed Percentage	
Failed %	31.03			29	20	9	#VALUE!	100%	

LD



(Handwritten signature)

2020-2021

2.6.3

M.Sc ORGANIC CHEMISTRY-RESULT ANALYSIS

	401	402	403	404	451P	452P	#REF!	Subject	Faculty Name
O: 100 - 85	4	0	0	1	3	1	#REF!	401	Gopal
A: 84 - 70	12	6	9	11	18	18	#REF!	402	Krishna
B: 69 - 60	6	17	10	12	8	6	#REF!	403	Ravi Kumar
C: 59 - 55	3	3	4	2	1	3	#REF!	404	Strivars
D: 54 - 50	2	3	2	1	2	4	#REF!	451P	Krishna
E: 49 - 40	4	2	4	0	0	0	#REF!	452P	Gopal
F: <40	1	1	2	4	0	0	#REF!	#REF!	
Ab: Absent	1	1	2	2	1	1	#REF!		
TOPPER	8.12								
No.Of students	1			TOPPER ROLLNO(S)					
				1051-21-503-052					
				Total Number of Girls					
				Appeared	Passed	Failed	Detained	Girls Pass%	Girls Failed %
				21	17	4	#VALUE!	80.95	19.05
APPEARED	33			Total Number of Boys					
PASSED	26								
				Appeared	Passed	Failed	Detained	Boys Pass %	Boys Failed %
FAILED	7			12	9	3	#VALUE!	75.00	25.00
MAIPRACTICE	0								
Pass %	78.79			TotalApp.	TotalPass	Total Failed	TotalDetained	Section Pass + Failed Percentage	
Failed %	21.21			33	26	7	#VALUE!	100%	



Handwritten signature in green ink.

11

2021-2022 2.6.3

MSC (Organic Chemistry)-SEMESTER- 4						ANALYSIS				SUBJECT	FACULTY NAME		
	401	402	403	404	451	452	#REF!	#REF!	#REF!	#REF!			
O: 100 - 85	0	0	0	0	2	0	#REF!	#REF!	#REF!	#REF!	401	B.GOPAL, K.RANI	
A: 84 - 70	2	0	6	5	23	26	#REF!	#REF!	#REF!	#REF!	402	S. SRIKRISHNA	
B: 69 - 60	8	6	7	5	5	4	#REF!	#REF!	#REF!	#REF!	403	MURALI KRISHNA (GUEST FACULTY)	
C: 59 - 55	6	4	6	0	0	0	#REF!	#REF!	#REF!	#REF!	404	SRINIVAS(GUEST FACULTY)	
D: 54 - 50	3	3	2	8	0	0	#REF!	#REF!	#REF!	#REF!	451	B.GOPAL, K.RANI	
E: 49 - 40	1	3	0	0	0	0	#REF!	#REF!	#REF!	#REF!	452	S. SRIKRISHNA	
F: <40	9	13	7	11	0	0	#REF!	#REF!	#REF!	#REF!			
Ab: Absent	2	2	3	2	1	1	#REF!	#REF!	#REF!	#REF!			
TOPPER	7.33	TOPPER ROLLNO(S)											
No.Of students	1	1051-20-503-054					Total Number of Girls				Girls Pass%	Girls Promoted%	
							Appeared	Passed	Promoted	Detained			
							16	8	0	0	50.00	0.00	
APPEARED	31						Total Number of Boys				Boys Pass %	Boys Promoted %	
PASSED	13							Appeared	Passed	Promoted	Detained		
PROMOTED	0							15	5	0	0	33.33	0.00
MALPRACTICE	0												
Pass %	41.94												
PROMOTED %	0.00						TotalApp.	TotalPas	TotalPromoted	TotalDetained	Section Pass +Promoted Percentage		
							31	13	0	0	42%		

12



[Handwritten signature]

2022-2023 2.6.3.

M.Sc ORGANIC CHEMISTRY-RESULT ANALYSIS

	401	402	403	404	451P	452P	#REF!	Subject	Faculty Name		
O:	0	0	1	0	10	12	#REF!	401	Krishna		
100 - 85	0	0	1	0	10	12	#REF!	401	Krishna		
A:	2	0	2	0	15	13	#REF!	402	Krishna		
84 - 70	2	0	2	0	15	13	#REF!	402	Krishna		
B:	8	4	3	8	0	0	#REF!	403	Sushila		
69 - 60	8	4	3	8	0	0	#REF!	403	Sushila		
C:	6	1	1	3	0	0	#REF!	404	Sushila		
59 - 55	6	1	1	3	0	0	#REF!	404	Sushila		
D:	1	0	5	4	0	0	#REF!	451P	Krishna		
54 - 50	1	0	5	4	0	0	#REF!	451P	Krishna		
E:	5	7	5	0	0	0	#REF!	452P	Krishna		
49 - 40	5	7	5	0	0	0	#REF!	452P	Krishna		
F:	2	12	7	8	0	0	#REF!	#REF!			
<40	2	12	7	8	0	0	#REF!	#REF!			
Ab:	1	1	1	2	0	0	#REF!				
Absent	1	1	1	2	0	0	#REF!				
TOPPER	7.87			TOPPER ROLLNO(S)							
No.Of students	1			1051-21-503-006							
					Appeared	Passed	Failed	Detained	Girls Pass%	Girls Failed %	
APPEARED	25				10	3	7	#VALUE!	30.00	70.00	
PASSED	11				Total Number of Boys					Boys Pass %	Boys Failed %
FAILED	14				Appeared	Passed	Failed	Detained			
MALPRACTICE	0				15	8	7	#VALUE!	53.33	46.67	
Pass %	44.00				Totalapp.	TotalPass	Total Failed	TotalDetained	Section Pass + Failed Percentage		
Failed %	56.00				25	11	14	#VALUE!	100%		




Handwritten signature and scribble

2.6.3

PGI msc(CS)

M.Sc(Computer Science) Sem IV Result Analysis (2017-2019)									
	CO	CC	MC	IOT	Project	0	0	SUBJECT	FACULTY NAME
O: 100 - 85	0	0	0	0	1	0	0	CO	Om Prakash Yadav
A: 84 - 70	5	16	10	19	31	0	0	CC	Suvarna Lakshmi C
B: 69 - 60	9	7	8	8	0	0	0	MC	R Arjuna Rao
C: 59 - 55	6	3	7	5	0	0	0	IOT	Nageshwar Rao
D: 54 - 50	3	2	1	0	0	0	0	Project	CAT Technologies
E: 49 - 40	5	4	3	0	0	0	0		
F: <40	4	0	3	0	0	0	0		
Ab: Absent	1	1	1	1	1	0	0		
TOPPER	7.7								
No.Of students	1				1051-17-504-013				
								Total Number of Girls	
						Appeared	Passed	Failed	Detained
						17	16	1	0
									Girls Pass%
									Girls Fail %
APPEARED	33								
PASSED	27								
FAILED	6								
MALPRACTICE	0								
						Appeared	Passed	Failed	Detained
						16	11	5	0
									Boys Pass
									Boys Fail %
Pass %	81.82								
Failed %	18.18					TotalApp.	TotalPass	Total Failed	TotalDetained
						33	27	6	0
									Section Pass Percentage
									82%


14



[Handwritten signature]

2.6.3


M.Sc(Computer Science) Sem IV Result Analysis(2018-2020) Batch											
	CO	CC	MC	IOT	PROJECT WORK	Subject	Faculty Name				
O: 100 - 85	0	0	0	1	32	CO	Om Prakash				
A: 84 - 70	1	0	11	19	5	CC	Suvarna Lakshmi C				
B: 69 - 60	4	10	13	12	0	MC	Arjuna Rao R				
C: 59 - 55	9	8	3	2	0	IOT	Nageshwar Rao				
D: 54 - 50	7	13	6	2	0						
E: 49 - 40	7	4	1	1	0						
F: <40	9	2	3	0	0						
Ab: Absent	0	0	0	0	0						
TOPPER		7.95	TOPPER ROLLNO								
No.Of students		1	1051-18-504-011								
								Total Number of Girls		Girls Pass%	Girls Promoted%
						Appeared	Passed	Failed	Detained		
						26	13	13	0	50.00	50.00
APPEARED		37									
PASSED		16									
FAILED		21									
								Total Number of Boys		Boys Pass	Boys Promoted
MALPRACTICE		0				Appeared	Passed	Failed	Detained		
						11	3	8	0	27.27	72.73
Pass %		43.24									
Failed%		56.76				TotalApp.	TotalPass	Total Failed	TotalDetain	Section Pass Percentage	
						37	16	21	0	44%	



[Handwritten signature]

2.6.3

M.Sc(Computer Science) Sem IV-RESULT ANALYSIS(2019-2021) Batch											
	CO	CC	MC	IoT	Proj					Subject	Faculty Name
O: 100 - 85	0	2	0	0	27					CC	C Suvarna Lakshmi
A: 84 - 70	2	24	4	29	13					CO	Dr. V V R Raman
B: 69 - 60	11	13	23	11	0					IoT	Syeda Nausheen
C: 59 - 55	9	0	11	0	0					MC	Arjun Rao R
D: 54 - 50	12	1	1	0	0						
E: 49 - 40	5	0	0	0	0						
F: <40	1	0	1	0	0						
Ab: Absent	0	0	0	0	0						
TOPPER 8.5										PPER ROLLNO	
No.Of students	1	1051-19-504-030		Total Number of Girls				Girls Pass%	Girls Failed		
				Appeared	Passed	Failed	Detained				
				18	18	0	0	100.00	0.00		
APPEARED	40	Total Number of Boys				Boys Pass	Boys Failed				
PASSED	38			Appeared	Passed	Failed	Detained	%	Failed		
FAILED	2			22	20	2	0	90.91	9.09		
MALPRACTICE	0										
Pass %	95%										
Failed %	5%	TotalA	TotalPass	Total Failed	Total Detain	Section Pass Percentage					
		40	38	2	0	95%					



Handwritten signature in green ink.

2.6.3

M.Sc(Computer Science)-RESULT ANALYSIS (2020-2022) Batch											
	CO	CC	MC	IOT	Project						
O: 100-85	0	1	0	0	32					Subject	
A: 84-70	3	11	10	14	0					Faculty Name	
B: 69-60	7	9	12	11	0					CO	
C: 59-55	4	6	3	3	0					CC	
D: 54-50	8	2	3	1	0					MC	
E: 49-40	7	2	4	3	0					IOT	
F: <40	4	2	1	1	0					J Hari Prasada Rao	
Ab: Absent	0	0	0	0	0						
TOPPER	8.17		TOPPER ROLLNO(S)								
No.Of students	1		1051-20-504-004			Total Number of Girls				Girls Pass%	Girls Failed %
						Appeared	Passed	Failed	Detained		
						18	15	3	0	83.33	16.67
APPEARED	33					Total Number of Boys				Boys Pass %	Boys Failed %
PASSED	29					Appeared	Passed	Failed	Detained		
FAILED	4					15	14	1	0	93.33	6.67
MALPRACTICE	0										
Pass %	87.88										
Failed %	12.12					TotalApp.	TotalPass	Total Failed	TotalDetained	Section Pass Percentage	
						33	29	4	0	87%	

17



[Handwritten signature]

2.6.3

M.Sc(Computer Science) Sem IV RESULT ANALYSIS (2021-2023)

	CO	CC	MC	IOT	Project	Subject	Faculty Name
O: 100 - 85	1	0	0	0	4	CO	C Aruna
A: 84 - 70	15	2	4	16	38	CC	Suvarna Lakshmi C
B: 69 - 60	13	3	15	13	0	MC	S Naveen Chakravarthy
C: 59 - 55	5	7	13	7	0	IOT	Hari Krishns T
D: 54 - 50	1	14	4	2	0		
E: 49 - 40	3	13	4	2	0		
F: <40	1	2	2	2	0		
Ab: Absent	0	0	0	0	0		

TOPPER	7.63	TOPPER ROLLNO(S)	Total Number of Girls				Girls Pass%	Girls Failed %
No.Of students	1	1051-21-504-020	Appeared	Passed	Failed	Detained		
			24	24	0	0	100.00	0.00
APPEARED	42		Total Number of Boys				Boys Pass %	Boys Failed %
PASSED	40		Appeared	Passed	Failed	Detained		
FAILED	2		18	16	2	0	88.89	11.11
MALPRACTICE	0							
Pass %	95.24							
Failed %	4.76		TotalApp.	TotalPass	Total Failed	TotalDetained	Section Pass Percentage	
			42	40	2		95%	



[Handwritten signature]

2018-2019

2.6.3

MSC
STATISTICS
PG


STATISTICS SEMESTER 4

	P1(NPI)	P2(TS)	P3(SQC)	P4(AOR)	PR-NPI+TS	PR-SPSS
O: 100 - 85	2	2	4	0	3	3
A: 84 - 70	9	6	10	7	10	20
B: 69 - 60	7	8	8	12	8	5
C: 59 - 55	3	5	0	3	3	0
D: 54 - 50	4	3	2	3	3	1
E: 49 - 40	2	1	2	1	0	0
F: <40	0	3	1	1	0	0
Ab: Absent	0	0	0	0	0	0

*Pr - PRACTICALS	
NPI	SATISH
TSA	P.KIRANMAYI
SQC	PARIMALA SUDIR
AOR	RAJYA LAKSHMI

TOPPER	8.53	TOPPER ROLLNO(S)
No.Of students	1	1051-17-507-001
PASSED	27	
PROMOTED	0	
MALPRACTICE	0	
Pass %	93.1	
PROMOTED %		

Total Number of Girls				Girls Pass%	Girls Promoted
Appeared	Passed	Failed	Detained		
22	21		1	0	4.545454545
Total Number of Boys				Boys Pass%	
Appeared	Passed	Failed	Detained		
7	6		1	0	14.28571429
TotalApp.	TotalPass	TotalFailed	TotalDetained	Section Pass +Promoted Percentage	
29	27	2	0	100	



[Handwritten signature]

2.6.3

2019-2020

STATISTICS-SEMESTER-4										
	P1 (SP)	P2 (TSA)	P3 (RT)	P4 (AOR)	PR(SP+TSA)	PR-(SPSS)	*Pr - PRACTICALS			
O: 100 - 85	0	0	0	0	6	6	Subjects		Faculty Names	
A: 84 - 70	4	4	9	7	14	18	Stochastic Process		HK Madhusudhan Rao	
B: 69 - 60	7	13	13	9	6	4	Time Series Analysis		P.Kiranmayi	
C: 59 - 55	10	2	5	8	3	0	Reliability Theory		K.Mamatha	
D: 54 - 50	5	4	1	4	0	1	Advanced Operations Research		P.Kiranmayi & D Rajya lakshmi	
E: 49 - 40	2	2	1	1	0	0	Practical-V		HK Madhusudhan Rao, P.Kiranmayi, K.Mamatha & D Rajya lakshmi	
F: <40	1	4	0	0	0	0	Practical-VI		K.Mamatha	
Ab: Absent	0	0	0	0	0	0				
TOPPER	7.87		TOPPER ROLLNO(S)							
No.Of students	1		1051-18-507-001				Total Number of Girls		Girls Pass %	Girls Failed %
			Appeared		Passed	Failed	Detained			
			24		18	6	0	75	25	
APPEARED	29						Total Number of Boys		Boys Pass %	Boys Failed %
PASSED	21		Appeared		Passed	Failed	Detained			
FAILED	8		5		3	2	0	60	40	
MALPRACTICE	0									
Pass %	72.41379									
PROMOTED %	27.58621		Total App.		Total Pass	Total F.	Total Deta	Section Pass +Promoted Percentage		
			29		21	8	0	100		



[Handwritten signature in green ink]

2.6.3

2020-2021

STATISTICS-SEMESTER IV							Subject	Faculty Name				
	SP	TS	RT	AOR	P5(SP+TS +RT+AOR)	P6(SPSS)	Subjects					
O: 100 - 85	1	0	0	0	6	6	NPI	P.Kiranmayi				
A: 84 - 70	20	12	15	22	33	36	QCOT	HK Madhusudhan Rao				
B: 69 - 60	14	21	19	16	4	2	ARM	P.Anjaneyullu				
C: 59 - 55	4	2	8	4	0	0	ADE	J.Vinita and K.Parimala Diana Sudhir,P.Kiranmayi,HK Madhusudhan Rao,				
D: 54 - 50	4	6	1	1	1	0	Practical- V((NPT+QCOT+AR M+ADE)	P.Anjaneyullu,Dr.Satish				
E: 49 - 40	2	2	2	2	0	0	Practical-VI(R)	J.Vinita				
F: <40	0	2	0	0	0	0						
Ab: Absent	0	0	0	0	1	1						
TOPPER	8.05	TOPPER ROLLNO(S)										
No.Of students	1	1051-19-507-006										
							Total Number of Girls					
							Appeared	Passed	Promoted	Detained	Girls Pass %	is Promoted
							38	36	6	0	94.74	15.79
							Total Number of Boys					
							Appeared	Passed	Promoted	Detained	Boys Pass %	Promoted
							7	7	0	0	100	0
APPEARED	45											
PASSED	43											
PROMOTED	0											
MALPRACTICE	0											
Pass %	95.56											
PROMOTED %	0						Total App.	Total Pas	Total Prom	Total Detan	Pass +Promoted Percer	
							45	43	6	0	100%	



[Handwritten signature in green ink]

2.6.3

2021-2022


STATISTICS-SEM ANALYSIS							Subject	Faculty Name			
	SP	TSA	RT	AOR	P5	P6-SPSS	Subjects				
O: 100 - 85	0	2	1	1	16	1					
A: 84 - 70	2	10	4	6	16	35	SP	K Madhusudhan Rao			
B: 69 - 60	12	17	20	20	4	0	TSA	Y ARUNA REKHA			
C: 59 - 55	8	2	3	4	0	0	RT	Y ARUNA REKHA			
D: 54 - 50	10	3	5	3	0	0	AOR	LU, CHANDRAKALA P, VINITA J			
E: 49 - 40	2	0	0	1	0	0	PRACTICAL 5	ANDRAKALA & HK Madhusudhan Rao			
F: <40	2	2	3	1	0	0	P6-SPSS	Diana Sudhir & P ANJANEYULU			
Ab: Absent	1	1	1	1	1	1					
TOPPER		8.82	TOPPER ROLLNO(S)								
No.Of students		1	1051-20-507-008		Total Number of Girls						
					Appeared	Passed	Promoted	Detained	Girls Pass %	Girls Promoted %	
					33	30	4	0	90.91	12.12	
APPEARED		37	Total Number of Boys								
PASSED		33									
PROMOTED		4	Appeared	Passed	Promoted	Detained	Boys Pass %	Boys Promoted %			
MALPRACTICE		0	4	3	0	0	75	0			
Pass %		89.19									
PROMOTED %		10.81	Total App.	Total Pass	Total Promoted	Total Detained	Action Pass +Promoted Percentage				
			37	33	4	0	100%				



[Handwritten signature]

2.6.3

M.Sc STATISTICS(2022-2023)-SEMESTER IV									
	SP	TSA	RT	AOR	P5	P6-SPSS	Subject	Faculty Name	
O: 100 - 85	0	1	0	0	3	3	Subjects		
A: 84 - 70	0	11	7	3	6	8	SP	H.K.MADHUSUDHANA RAO	
B: 69 - 60	3	8	13	9	15	15	TSA	Y ARUNA REKHA	
C: 59 - 55	9	2	0	2	2	0	RT	P ANJANEYULU	
D: 54 - 50	7	1	2	6	0	0	AOR	P CHANDRAKALA	
E: 49 - 40	5	2	0	5	0	0	P5	Y ARUNA REKHA, H.K.MADHUSUDHANA RAO, P ANJANEYULU, P.CHANDRAKALA	
F: <40	2	1	3	1	0	0	P6-SPSS	N SAI KISHORE	
Ab: Absent	0	0	1	0	0	0			
TOPPER	7.77			TOPPER ROLLNO(S)					
No.Of students	1			1051-21-507-008					
				Total Number of Girls					
				Appeared	Passed	Promoted	Detained	Girls Pass %	Girls Promoted %
				20	17	2	0	85	10
APPEARED	26			Total Number of Boys					
PASSED	20			Appeared	Passed	Promoted	Detained	Boys Pass %	Boys Promoted %
PROMOTED	6			6	3	3	0	50	50
MALPRACTICE	0								
Pass %	76.92								
PROMOTED %	23.08								
				Total App.	Total Pass	Total Promot	Total Det	Section Pass +Promoted Percentage	
				26	20	5	0	100%	



[Handwritten signature in green ink]

2.6.3
 2019-2020 PA IV sem Result Analysis

MSC-SEMESTER 4-1						ANALYSIS				SUBJECT	FACULTY NAME
MM 401 IE & C	MM 402 EOT	MM 403 ANT	MM 404 IT	MM 405 AOR	sem	SUB7	SUB8	SUB9	SUB10		
O- 100-85	4	2	1	1	13	0	0	0	0	MM 401 IE & COV	Y Sri Krishna mohan
A- 84-70	10	9	14	11	19	0	0	0	0	MM 402 EOT	M Lathasalom
B- 69-60	6	8	10	9	0	0	0	0	0	MM 403 ANT	Dr. Meera Joshi
C- 59-55	1	2	4	1	0	0	0	0	0	MM 404 IT	B Madhavi
D- 54-50	4	2	0	2	0	0	0	0	0	MM 405 AOR	P Chandrakala
E- 49-40	3	2	1	3	0	0	0	0	0	SEMINAR	All Faculty
F- <40	3	6	1	4	0	0	0	0	0		
Ab: Absent	1	1	1	1	0	0	0	0	0		
TOPPER	744			TOPPER ROLLNO(S)							
No. Of students	1			1051-18-505-001							
						25	13	12	0		
APPEARED	32					Total Number of Girls				Girls Pass %	Girls Promoted %
PASSED	13					Appeared	Passed	Promoted	Detained		
PROMOTED	19					Total Number of Boys				Boys Pass %	Boys Promoted %
MALPRACTICE	0					Appeared	Passed	Promoted	Detained		
Pass %	40.63					Total App.				Section Pass + Promoted Percentage	
PROMOTED %	59.38					32	13	19	0		100%



Handwritten signature in green ink.

2020-21 2.6.3. PA Sem - IV Result Analysis.

MSC-SEMESTER 4-YR 2					ANALYSIS					SUBJECT	FACULTY NAME
MM401 IE&COV	MM 402EOT	MM 403 ANT	MM 404IT	MM405AOR	sem	SUB7	SUB8	SUB9	SGPA	MM 401 IE & COV	Y SRI KRISHNA MOHAN
A: 84 - 70	5	7	6	1	8	5	0	0	0	MM 402EOT	M LATHASALOME
B: 69 - 60	4	8	10	2	5	0	0	0	0	MM 403 ANT	DR.MEERA JOSHI
C: 59 - 55	4	4	2	6	8	0	0	0	0	MM 404IT	MADHAVI B
D: 54 - 50	4	1	2	8	2	0	0	0	0	MM405AOR	P CHANDRAKALA
E: 49 - 40	3	3	3	0	0	0	0	0	0	SEMINAR	ALL FACULTY
F: <40	10	7	4	12	7	0	0	0	0		
Ab: Absent	0	0	0	0	0	0	0	0	0		
TOPPER	7.65										
No. Of students	1			TOPPER ROLLNO(S)							
				1051-19-505-001							
APPEARED	30										
PASSED	8										
PROMOTED	0										
MALPRACTICE	0										
Pass %	26.67										
PROMOTED %	0.00										
						Total Number of Girls				Girls Pass %	Girls Promoted %
						Appeared	Passed	Promoted	Detained		
						18	6	0	0	33.33	0.00
						Total Number of Boys				Boys Pass %	Boys Promoted %
						Appeared	Passed	Promoted	Detained	16.67	0.00
						12	2	0	0		
						Total App.	Total Pass	Total Prom.	Total Detained	Section Pass + Promoted Percentage	
						30	8	0	0	27%	

26



Handwritten signature in green ink.

2.6.3

2021-22

PA Sem-IV

Result Analysis

MSC-SEMESTER 4-1						ANALYSIS				SUBJECT	FACULTY NAME																																																																																																																																																																				
	M 401E&COV	M 402EOT	M 403ANT	M 404IT	M 405 AOR	Sem	SUB7	SUB8	SUB9	SGPA																																																																																																																																																																					
Distinction	O: 100 - 85	0	2	0	0	16	0	N/A	N/A	N/A	M 401E&COV	Y SRI KRISHNA MOHAN																																																																																																																																																																			
Distinction	A: 84 - 70	2	8	11	7	2	0	N/A	N/A	N/A	M 402EOT	LATHA SALOME M																																																																																																																																																																			
Distinction	B: 69 - 60	6	4	4	6	0	0	N/A	N/A	N/A	M 403ANT	DR.MEERA JOSHI																																																																																																																																																																			
Distinction	C: 59 - 55	1	3	2	1	0	0	N/A	N/A	N/A	M 404IT	MADHAVI B																																																																																																																																																																			
Distinction	E: 49 - 40	3	0	0	1	0	0	N/A	N/A	N/A	M 405AOR	P CHANDRAKALA																																																																																																																																																																			
Distinction	F: <40	2	0	0	0	0	0	N/A	N/A	N/A	SEMINAR	ALL FACULTY																																																																																																																																																																			
Distinction	Ab: Absent	1	1	1	2	0	0	N/A	N/A	N/A																																																																																																																																																																					
<table border="1"> <tr> <td>No. Of students</td> <td colspan="5">0</td> <td colspan="5">10</td> <td colspan="2">Total Number of Girls</td> <td colspan="2">1</td> </tr> <tr> <td>Distinction</td> <td colspan="5">PASSED</td> <td colspan="5">14</td> <td colspan="2">Total Number of Boys</td> <td colspan="2">9</td> </tr> <tr> <td>Distinction</td> <td colspan="5">FAILED</td> <td colspan="5">4</td> <td colspan="2">Total Number of Boys</td> <td colspan="2">1</td> </tr> <tr> <td>Distinction</td> <td colspan="5">MALPRACTICE</td> <td colspan="5">0</td> <td colspan="2">Appeared</td> <td colspan="2">8</td> </tr> <tr> <td></td> <td colspan="5"></td> <td colspan="5"></td> <td colspan="2">Passed</td> <td colspan="2">5</td> </tr> <tr> <td></td> <td colspan="5"></td> <td colspan="5"></td> <td colspan="2">TotalApp.</td> <td colspan="2">18</td> </tr> <tr> <td></td> <td colspan="5"></td> <td colspan="5"></td> <td colspan="2">TotalPass</td> <td colspan="2">14</td> </tr> <tr> <td></td> <td colspan="5"></td> <td colspan="5"></td> <td colspan="2">TotalFailed</td> <td colspan="2">4</td> </tr> <tr> <td></td> <td colspan="5"></td> <td colspan="5"></td> <td colspan="2">TotalDetained</td> <td colspan="2">0</td> </tr> <tr> <td></td> <td colspan="5"></td> <td colspan="5"></td> <td colspan="2">Section Pass Percentage</td> <td colspan="2">100%</td> </tr> <tr> <td></td> <td colspan="5"></td> <td colspan="5"></td> <td colspan="2">Section Pass +Failed Percentage</td> <td colspan="2">100%</td> </tr> </table>											No. Of students	0					10					Total Number of Girls		1		Distinction	PASSED					14					Total Number of Boys		9		Distinction	FAILED					4					Total Number of Boys		1		Distinction	MALPRACTICE					0					Appeared		8													Passed		5													TotalApp.		18													TotalPass		14													TotalFailed		4													TotalDetained		0													Section Pass Percentage		100%													Section Pass +Failed Percentage		100%	
No. Of students	0					10					Total Number of Girls		1																																																																																																																																																																		
Distinction	PASSED					14					Total Number of Boys		9																																																																																																																																																																		
Distinction	FAILED					4					Total Number of Boys		1																																																																																																																																																																		
Distinction	MALPRACTICE					0					Appeared		8																																																																																																																																																																		
											Passed		5																																																																																																																																																																		
											TotalApp.		18																																																																																																																																																																		
											TotalPass		14																																																																																																																																																																		
											TotalFailed		4																																																																																																																																																																		
											TotalDetained		0																																																																																																																																																																		
											Section Pass Percentage		100%																																																																																																																																																																		
											Section Pass +Failed Percentage		100%																																																																																																																																																																		
											Girls Pass%		100%																																																																																																																																																																		
											Boys Pass %		90.00																																																																																																																																																																		
											Boys FAILED %		10.00																																																																																																																																																																		
											Boys Pass %		62.50																																																																																																																																																																		
											Boys FAILED %		37.50																																																																																																																																																																		
											Section Pass +Failed Percentage		100%																																																																																																																																																																		
											Section Pass +Failed Percentage		100%																																																																																																																																																																		




Signature

2022-23 2.6.3

MSc.Mathematics(21-23)-SEMESTER 4-						ANALYSIS						
	M 401IE&COV	M 402EOT	403ANTM	404IT	M405 AOR	Sem	SUB7	SUB8	SUB9	SGPA	SUBJECT	FACULTY NAME
O:												
100 -	1	0	1	0	0	5	0	N/A	N/A	N/A	401IE&COV	Y SRI KRISHNA MOHAN
A:												
84 -	2	4	2	2	0	1	0	N/A	N/A	N/A	M 402EOT	LATHA SALOME M
B:												
69 -	1	0	1	2	1	0	0	N/A	N/A	N/A	M 403ANT	Dr.MEERA JOSHI
C:												
59 -	0	0	1	0	2	0	0	N/A	N/A	N/A	M 404IT	MADHAVI B
E:												
49 -	1	0	0	1	0	0	0	N/A	N/A	N/A	M405AOR	P CHANDRAKALA
F:												
<40	1	1	1	1	2	0	0	N/A	N/A	N/A	SEMINAR	ALL FACULTY
Ab:												
tsen	0	0	0	0	0	0	0	N/A	N/A	N/A		

OVERALL RESULT										
No.Of students	6				Total Number of G	Passed	Failed	Deatined	Girls Pass%	Girls FAILED %
					5	4	1	0	80.00	20.00
PASSED	4				Total Number of Boys				Boys Pass %	Boys FAILED %
FAILED	2				Appeared	Passed	FAILED	Detained		
MALPRACTICE	0				1	0	1	0	0.00	100.00
Passed %	66.66				TotalApp.	TotalPass	Total FAILED	TotalDetained	Section Pass + FAILED Percentage	
					6	4	2	0	100%	

28



[Handwritten signature]

2021-2022

2.6.3

MSC
APPLIED STATISTICS
PH
2 SEM ONLY

APPLIED STATISTICS-SEMESTER IV							Subject	Faculty Name
O: 100 - 85	SPQC	ASP	OR-II	ANN	P5	P6-SPSS	Subjects	
A: 84 - 70	8	10	10	8	18	20	SPQC	K.Parimala Diana Sudhir
B: 69 - 60	10	8	5	8	7	7	ASP	H.K.MADHIUSUDHANA RAO
C: 59 - 55	4	5	2	7	3	2	OR-II	P ANJANEYULU, CHANDRAKALA P, VINITA J
D: 54 - 50	4	4	4	2	4	3	ANN	N SAI KISHORE
E: 49 - 40	2	2	2	3	0	0	P5	K.Parimala Diana Sudhir , H.K. MADHUSUDHANA RAO, CHANDRAKALA
F: <40	4	3	7	3	0	0	P6-SPSS	N SAI KISHORE& K.Parimala Diana Sudhir
Ab: Absent	0	0	0	0	0	0		
TOPPER	8.22	TOPPER ROLLNO(S)						
No.Of students	1	1051-20-508-005						
				Total Number of Girls				
				Appeared	Passed	Promoted	Detained	Girls Pass %
				27	21	6	0	77.78
				Total Number of Boys				
				Appeared	Passed	Promoted	Detained	Boys Pass %
				6	2	3	1	Boys Promoted %
APPEARED	33							
PASSED	17							
PROMOTED	16							
MALPRACTICE	0							
Pass %	51.52							
PROMOTED %	48.48							
				Total App.	Total Pass	Total Promoted	Total Detained	Section Pass +Promoted Percentage
				33	23	9	1	100%

29



[Handwritten signature]

2.6.3

M.Sc APPLIED STATISTICS(2022-2023)-RESULT ANALYSIS

Grade	SPQC	ASP	OR-II	ANN	P5	SPSS	Subject	Faculty Name
O: 100 - 85	9	0	0	0	4	4	SPQC	K PARIMALA SUDHIR
A: 84 - 70	15	0	7	11	15	17	ASP	H.K.MADHUSUDHANA RA
B: 69 - 60	10	9	11	22	20	18	OR-II	P CHANDRAKALA
C: 59 - 55	3	5	8	4	0	0	ANN	N SAI KISHORE
D: 54 - 50	1	15	6	1	0	0	P5	K PARIMALA SUDHIR,H.K
E: 49 - 40	1	3	2	0	0	0	SPSS	N SAI KISHORE
F: <40	0	6	5	1	0	0		
Ab: Absent	0	0	0	0	0	0		
TOPPER		8.27		TOPPER ROLLNO(S)				
No.Of students		1		1051-21-508-001				
APPEARED		39		Total Number of Boys				
PASSED		32		Appeared		33		
FAILED		0		Passed		26		
MALPRACTICE		0		Failed		7		
				Detained		0		
Pass %		82.05		Boys Pass %		100		
Failed %		0		Boys Failed %		0		
				Total App.		39		
				Total Pa		32		
				Total Fail		7		
				Total Detention		0		
				Pass + Failed Percentage		100%		

30



Handwritten signature

2.6.3

18-19

(2017-2019)

MSC
micro
biology -

MSC MICROBIOLOGY-SEMESTER-4					ANALYSIS						SUBJECT	FACULTY NAME
	SUB1	SUB2	SUB3	SUB4	PR 1	PR 2	PR 3	PR 4	#REF!	#REF!		
O: 100 - 85	0	1	1	0	26	0	2	16	#REF!	#REF!		
A: 84 - 70	6	12	14	12	2	16	25	12	#REF!	#REF!		
B: 69 - 60	17	10	7	13	0	12	0	0	#REF!	#REF!		
C: 59 - 55	1	4	1	2	0	0	1	0	#REF!	#REF!		
D: 54 - 50	2	0	2	0	0	0	0	0	#REF!	#REF!		
E: 49 - 40	1	0	2	0	0	0	0	0	#REF!	#REF!		
F: <40	1	1	1	1	0	0	0	0	#REF!	#REF!		
Ab: Absent	0	0	0	0	0	0	0	0	#REF!	#REF!		
TOPPER	8.15	TOPPER ROLLNO(S)										
No.Of students	1	1051-17-518-009		Total Number of Girls				Girls Pass%	Girls Promoted%			
				Appeared	Passed	Promoted	Detained					
				25	24	1	0	96.00	4.00			
APPEARED	28	Total Number of Boys				Boys Pass %	Boys Promoted %					
PASSED	27											
MALPRACTICE	0				3	3	0	0	100.00	0.00		
Pass %	96.43											
PROMOTED %	#REF!	TotalApp.	TotalPass	TotalPromoted	TotalDetained	Section Pass +Promoted Percentage						
		28	27	1	0	100%						

* change the "SUB n" to corresponding Subject Codes



[Handwritten signature in green ink]

2.6.3

19-20

(2018-2020)

MSC MICROBIOLOGY SEM 4					ANALYSIS						SUBJECT	FACULTY NAME
	SUB1	SUB2	SUB3	SUB4	PR 1	PR 2	PR 3	PR 4	#REF!	#REF!		
O: 100 - 85	1	0	2	0	28	33	15	14	#REF!	#REF!		
B: 69 - 60	13	15	5	17	1	1	0	0	#REF!	#REF!		
C: 59 - 55	2	8	0	6	1	0	0	0	#REF!	#REF!		
D: 54 - 50	2	1	0	1	0	0	0	0	#REF!	#REF!		
E: 49 - 40	1	0	0	1	0	0	0	0	#REF!	#REF!		
F: <40	0	1	0	1	0	0	0	0	#REF!	#REF!		
Ab: Absent	0	0	0	0	0	0	0	0	#REF!	#REF!		
TOPPER		8.38	TOPPER ROLLNO(S)									
No.Of students		1	1051-18-518-022		Total Number of Girls				Girls Pass%	Girls Promoted%		
					Appeared	Passed	Promoted	Detained				
					25	23	2	0	92.00	8.00		
APPEARED		37			Total Number of Boys				Boys Pass %	Boys Promoted %		
PASSED		30										
MALPRACTICE		0			11	7	2	0	63.64	18.18		
Pass %		81.08										
PROMOTED %		#REF!			TotalApp.	TotalPass	TotalPromoted	TotalDetail	Section Pass +Promoted Percentage			
					37	35	4	0	105%			

32

* change the "SUB n" to corresponding Subject Codes



[Handwritten signature in green ink]

2163

20-21

(2019-2021)

MSC MICROBIOLOGY SEM 4					ANALYSIS						SUBJECT	FACULTY NAME
CELL AND MOLECULAR BIOLOGY ANAL BIOTD MICR	P1 PR	P2 PR	P3 PR	P4 PR	#REF!	#REF!			P1: Cell and Molecular	Vasudevan		
O: 100 - 85	0	1	1	0	0	3	0	1	#REF!	#REF!	P2: Medical Virology and Parasitology	Mrs. Hiranmayee
B: 69 - 60	20	12	9	13	25	4	26	5	#REF!	#REF!	P3: Microbial Biotechnology	MRS.Manjusha
C: 59 - 55	8	1	0	3	0	0	0	0	#REF!	#REF!	P4: Applied Microbiology	Mrs. Padma
D: 54 - 50	3	3	2	2	1	0	0	0	#REF!	#REF!		
E: 49 - 40	3	0	0	0	0	0	0	0	#REF!	#REF!		
F: <40	1	0	1	0	0	0	0	0	#REF!	#REF!		
Ab: Absent	0	0	0	0	0	0	0	0	#REF!	#REF!		
TOPPER	8.17	TOPPER ROLLNO(S)										
No.Of students	1	1051-19-518-023		Total Number of Girls				Girls Pass%	Girls Promoted%			
				Appeared	Passed	Promoted	Detained					
				26	25	0	0	96.15	0.00			
APPEARED	34			Total Number of Boys				Boys Pass%	Boys Promoted%			
PASSED	34			11	10	2	0	90.91	18.18			
MALPRACTICE	0											
Pass %	100.00											
PROMOTED %	#REF!			TotalApp.	TotalPass	TotalPromoted	TotalDetail	Section Pass +Promoted Percentage				
				37	35	2	0	100%				

33

* change the "SUB n" to corresponding Subject Codes



[Handwritten signature]

2.6.3

21-22

(2020-2022)

MSC MICROBIOLOGY SEM 3					ANALYSIS						SUBJECT	FACULTY NAME
	SUB1	SUB2	SUB3	SUB4	PR 1	PR 2	PR 3	PR 4	#REF!	#REF!		
O: 100 - 85	0	0	0	0	3	4	26	11	#REF!	#REF!		
A: 84 - 70	22	10	14	13	27	26	4	19	#REF!	#REF!	P1: Cell & Molecular Biotechnology	Vasudevan
B: 69 - 60	7	18	13	10	0	0	0	0	#REF!	#REF!	P2:Medical virology & parasitology	K. Manjusha
C: 59 - 55	1	2	3	6	0	0	0	0	#REF!	#REF!	P3:Microbial Biotechnology	Dr. Laxminarayana
D: 54 - 50	0	0	0	1	0	0	0	0	#REF!	#REF!	P4: Applied Microbiology	M. Padma
E: 49 - 40	0	0	0	0	0	0	0	0	#REF!	#REF!		
F: <40	0	0	0	0	0	0	0	0	#REF!	#REF!		
TOPPER	7.95				TOPPER ROLLNO(S)							
No.Of students	1				1051-20-518-002				Total Number of Girls			
							Appeared	Passed	Promoted	Detained	Girls Pass %	Girls Promoted%
									0	0	#DIV/0!	#DIV/0!
APPEARED	30								Total Number of Boys		Boys Pass %	Boys Promoted %
PASSED	29							5		0	#DIV/0!	#DIV/0!
MALPRACTICE	0											
Pass %	96.67											
PROMOTED %	#REF!						TotalApp.	TotalPass	TotalPromoted	TotalDetained	Section Pass +Promoted Percentage	
							0	5	0	0	#DIV/0!	

34

* change the "SUB n" to corresponding Subject Codes



[Handwritten signature in green ink]

2.6.3

22-23

(2021-2023)

MSC MICROBIOLOGY SEM 4					ANALYSIS						SUBJECT	
	SUB1	SUB2	SUB3	SUB4	PR 1	PR 2	PR 3	PR 4	#REF!	#REF!		
O: 100 - 85	0	0	2	0	34	31	35	31	#REF!	#REF!	SUBJECT	
A: 84 - 70	8	4	19	24	1	4	0	4	#REF!	#REF!	P1: Cell & Molecular Biotechnology	
B: 69 - 60	16	26	10	8	0	0	0	0	#REF!	#REF!	P2:Medical virology & parasitology	
C: 59 - 55	5	4	3	3	0	0	0	0	#REF!	#REF!	P3:Microbial Biotechnology	
D: 54 - 50	5	1	1	0	0	0	0	0	#REF!	#REF!	P4: Applied Microbiology	
E: 49 - 40	1	0	0	0	0	0	0	0	#REF!	#REF!		
F: <40	0	0	0	0	0	0	0	0	#REF!	#REF!		
TOPPER	8.42	TOPPER ROLLNO(S)										
No.Of students	1	1051-21-518-005				Total Number of Girls				Girls Pass %		
					Appeared	Passed	Promoted	Detained	#DIV/0!			
APPEARED	35											
PASSED	35					Total Number of Boys				Boys Pass %		
MALPRACTICE	0									#DIV/0!		
Pass %	100.00											
PROMOTED %	#REF!					TotalApp.	TotalPass	TotalPromoted	TotalDetained	Section Pass + Percent #DIV/		
						0	7	0	0			

* change the "SUB n" to corresponding Subject Codes

35



[Handwritten signature in green ink]

M. A ENGLISH-RESULT ANALYSIS

	ENG-301	ENG-302	ENG-303	ENG-304	ENGL-305	Seminar	SA-3
0						7	
A1	1	8	1	0	6	8	0
84-75							
B1	12	7	9	21	10	3	0
69-60							
C1	3	1	5	4	1	0	0
59-55							
D1	1	4	2	7	2	3	0
54-50							
E1	2	1	4	4	2	0	0
49-40							
Abt Absent	0	0	0	0	0	0	0
TOPPER	74						
No. Of students	1						
TOPPER ROLLNO(S): 2051-20 009-004							
APPEARED	21						
PASSED	21						
FAILED	0						
MAINTAINANCE	2						
PASS %	200.00						
Score	9.00						
Total Number of Girls							
Appeared	12						
Passed	0						
Failed	0						
Detained	0						
Total Number of Boys							
Appeared	9						
Passed	0						
Failed	0						
Detained	0						
Total/Total							
Total/Pass	0						
Total/Failed	0						
Total/Detained	0						
Girls Pass %							
0.00							
Girls Failed %							
0.00							
Boys Pass %							
0.00							
Boys Failed %							
0.00							
Section Pass + Failed Percentage							
0%							

2-6-3

21-22
 MA ENGLISH



Handwritten signature in green ink

COURSE NAME: MA ENGLISH SEMESTER-IV

Aurora's Degree & PG College
 (ACCREDITED BY NAAC WITH 'B++' GRADE)
 Chikkadpally, Hyderabad 500020



2.6.3

22-23

MA ENGLISH

SECTION: MA ENGLISH-RESULT ANALYSIS

Gr	ELT-Gr th	AL-II	WE-II	AWARN	SA Ltr	SEMINAR	WBT	Total	Total	Total	Section Pass + Failed	
1000, 85								Approved	Failed	Distained	Girls Pass %	Girls Failed %
84-78	5	11	0	0	1	6	0	14	0	0	0.00	0.00
84-68	9	7	13	2	11	5	0	24	0	0	0.00	0.00
59-55	4	1	4	1	5	0	0	10	0	0	0.00	0.00
44-38	1	0	1	3	3	1	0	6	0	0	0.00	0.00
49-48	0	0	1	3	0	0	0	4	0	0	0.00	0.00
44	1	1	1	1	0	0	0	4	0	0	0.00	0.00
Ab/Absent	0	0	0	0	0	0	0	0	0	0	0%	0%
TOTAL		738						20	0	0	0%	0%
No. of students		2	TOPPER ROLLINGS 1051, 21-09-021									
APPEARED		20	Approved									
PASSED		3	Failed									
MAINTAINANCE		3	Total Number of Boys									
Pass %		0.00	Approved									
Fail %		0.00	Failed									
Total %		0.00	Total									
Total %		0.00	Total Distained									
Total %		0.00	Section Pass + Failed Percentage									



37

Handwritten signature

2.6.3

M Com Results

2017-19-M Com

18-19

Aurora's Degree & PG College
(Accredited by NAAC with B++ Grade)
MC405 PROJECT SMNR2

	MC 401	MC402	MC403	MC404	MC405	PROJECT	SMNR2							
O: 100 - 85	2	0	0	0	0	2	0							
A: 84 - 70	8	14	10	0	17	9	9							
B: 69 - 60	5	5	11	13	7	14	2							
C: 59 - 55	7	1	1	4	0	0	2							
D: 54 - 50	2	4	2	4	0	0	12							
F: <40	1	1	1	1	1	0	0							
Ab: Absent	0	0	0	0	0	0	0							
TOPPER	7.48	TOPPER ROLLNO(S)												
No.Of students	1	1051-17-408-003												
								Total Number of Girls				Girls Pass%	Girls Promoted%	
								Appeared	Passed	Promoted	Detained			
								13	13	0	0	100.00	0.00	
								Total Number of Boys				Boys Pass %	Boys Promoted %	
								Appeared	Passed	Promoted	Detained			
								12	11	1	0	91.67	8.33	
PASSED	24							TotalApp.	TotalPass	TotalPromoted	TotalDetained	Section Pass +Promoted Percentage		
PROMOTED	1							25	24	1	0	100%		
MALPRACTICE	0													
Pass %	96.00													
PROMOTED %	4.00													

S.NO	Paper	Subject	Faculty Name
1	MC401	Q.T for Bus. Decisions	K.S.N.Shastry
2	MC402	Bus.& Corporation Taxation	Vidyasagar
3	MC403	Strategic Mgt.	Krishna Rao
4	MC404	Fin. Services	Kavitha.Ch
5	MC405	Fin. Derivatives	Urmila



[Handwritten signature]


2.6.3

2018-19
200
19-20

AURORA'S DEGREE & PG COLLEGE
(ACCREDITED BY NAAC WITH B++)

M.COM 2nd YEAR IV SEMESTER-										
	Paper1- QTBD	Paper2- BU & CT	Paper3- SM	Paper4- FS	Paper5- FD	PROJECT	SEMINAR		Subject	Faculty Name
O: 100 - 85	0	0	1	0	0	17	9		Paper1- QTBD	Dr. Thirumal Rao
A: 84 - 70	6	2	2	3	3	7	12		Paper2- BU & CT	T Vidysagar
B: 69 - 60	13	10	16	15	11	0	2		Paper3- SM	P Madhuri
C: 59 - 55	3	8	2	3	9	3	2		Paper4- FS	G Tejaswini
D: 54 - 50	2	6	4	4	3	0	2		Paper5- FD	K Sunitha
E: 49 - 40	3	1	2	1	1	0	0		PROJECT	All Faculty
F: <40	0	0	0	1	0	0	0		SEMINAR	All Faculty
Ab: Absent	0	0	0	0	0	0	0			
TOPPER	7.83	TOPPER ROLLNO(S)		al Number of Girls						
No.Of students	1	1051-18-408-028		Appeared	Passed	Promoted	Detained	Girls Pass%	Girls Promoted%	
				17	17	0	0	100.00	0.00	
APPEARED	27			al Number of Boys						
PASSED	26			Appeared	Passed	Promoted	Detained	Boys Pass %	Boys Promoted %	
FAILED	1			10	9	1	0	90.00	10.00	
MALPRACTICE	0									
Pass %	96.30			TotalApp.	TotalPass	TotalProm	TotalDetained	Section Pass +Promoted Percentage		
PROMOTED %	3.70			27	26	1	0	98%		

39



[Handwritten signature in green ink]

2.6.3

2019-21
Mcom 20-21

AURORA'S DEGREE & PG COLLEGE
(ACCREDITED BY NAAC WITH B++ GRADE)

		M.COM 4TH SEM					ANALYSIS	Subject	CODE	Faculty Name							
O:	MC401	MC402	MC403	MC44A	MC45A	PROJ4	SMNR4	Q*TD	MC401	KSN SASTRY							
100-85	0	0	0	0	0	15	9	BU&CT	MC402	SATHISH KUMAR K							
A:	6	11	7	13	17	15	14	S*	MC403	P MADHURI							
B:	12	11	17	17	13	7	9	F5	MC44A	LAKSHMI W							
C:	4	8	9	3	2	0	0	FD	MC45A	VEENA MALKHED							
D:	5	3	1	1	1	0	2	PROJECT	PROJ4	ALL FACULTY							
E:	10	4	2	3	4	0	0	SMNR	SMNR4	ALL FACULTY							
F:	0	0	1	0	0	0	0										
<40	0	0	0	0	0	0	0										
Ab:	0	0	0	0	0	0	3										
Absent																	
	TOPPER	7.85		TOPPER ROLLNO(S)													
	No.Of students	1		1051-19-408-007													
	APPEARED	37	Total Number of Girls														
	PASSED	33	Total Number of Boys														
	PROMOTED	0	Appeared		Passed		Promoted		Declined		Boys Pass %		Boys Promoted %				
	MALPRACTICE	0	26	25	0	0	0	0	0	72.73	0.00						
	Pass %	89.19	Total Number of Boys														
	PROMOTED %	0.00	TotalApp.		TotalPass		TotalPromoted		TotalDeclined		Section Pass +Promoted Percentage						
			37	33	0	0	0	0	89%								

40




[Handwritten signature in green ink]

M.COM NAAC
2020-22
21.02

2.6.3

Aurora's Degree & PG College
(Accredited By NAAC with B++ Grade)

JRSE NAME: M.COM SEMBATCH 2020-22										
	MC401	MC402	MC403	MC44A	MC45A	SMNR4	PROJECT	Subject	Code	Faculty Name
O: 100 - 85	1	1	1	0	0	12	5	QTBD	MC401	MADHAVILATHA P
A: 84 - 70	2	0	8	3	4	11	15	B & CORP	MC402	Sathish Kumar K
B: 69 - 60	10	5	10	14	12	1	4	SM	MC403	Dr Padmini S
C: 59 - 55	3	4	1	4	6	0	10	FS	MC44A	SAI KRISHNA G / NIKITHA
D: 54 - 50	6	10	3	2	1	0	0	FD	MC45A	Veena Malkhed
E: 49 - 40	2	4	1	1	1	0	0	PROJECT	PROJ4	Dr Padmini S
F: <40	0	0	0	0	0	0	0	SMNR4	SMNR4	T ARUNA
Ab: Absent	0	0	0	0	0	0	0			
TOPPER	7.21	TOPPER ROLLNO(S)								
No.Of students	0	1051-20-408-004								
				Total Number of Girls				Girls Pass%	Girls Promoted	
				Appeared	Passed	Promoted	Detained			
				14	14	0	0	100.00	0.00	
APPEARED	30									
PASSED	25									
PROMOTED	5									
Ab	0									
				Total Number of Boys				Boys Pass %	Boys Promoted %	
				Appeared	Passed	Promoted	Detained			
				10	10	0	0	100.00	0.00	
Pass %	83.33									
PROMOTED %	16.67					TotalApp.	TotalPass	TotalPromoted	TotalDetained	Section Pass +Promoted Percentage
				24	24	0	0	100%		




Handwritten signature in green ink.

2.6.3

NARAC
M.com 2021-23
22-23

Department of Commerce - M.com Sem IV 2021-23 Result Analysis

ANALYSIS							Subject		Faculty Name			
	MC401	MC402	MC403	MC44A	MC45A	SMNR4						
O: 100 - 85	0	0	0	0	0	3	QTBD	MC401	Veena Malkhed			
A: 84 - 70	0	0	0	0	1	2	B&CT	MC402	T Aruna			
B: 69 - 60	0	2	4	3	1	0	SM	MC403	Madhaviatha p			
C: 59 - 55	2	1	0	0	0	0	FS	MC44A	S Krishna Priya			
D: 54 - 50	3	1	1	1	2	0	FD	MC45A	G SaiKrishna			
E: 49 - 40	0	1	0	1	1	0	PROJECT	PROJECT	All Faculty			
F: <40	0	0	0	0	0	0	SEMINAR	SMNR4	All Faculty			
Ab: Absent	0	0	0	0	0	0						
TOPPER	6.59			TOPPER ROLLNO(S)								
No.Of students	1			1051-21-408-005			Total Number of Girls					
							Appeared	Passed	Promoted	Detained	Girls Pass%	Girls Promoted%
							4	4	0	0	100.00	0.00
APPEARED	5						Total Number of Boys					
PASSED	5										Boys Pass %	Boys Promoted %
PROMOTED	0						Appeared	Passed	Promoted	Detained		
Ab	0						1	1	0	0	100.00	0.00
Pass %	100.00											
PROMOTED %	0.00						TotalApp.	TotalPass	TotalPromoted	TotalDetained	Section Pass + Promoted Percentage	
							5	5	0	0	100%	



42

[Handwritten signature]