

Aurora's Degree & PG College
(Accredited by NAAC with 'B++' grade)
Chikkadpally, Hyderabad- 500020
Department of Genetics



EVENT REPORT

NAME OF THE EVENT	Workshop on Molecular docking and Protein visualization
TYPE OF EVENT	Department
FACULTY INCHARGE	P Sangha Mokshavi
DEPARTMENT	Genetics
DATE	29 – 31 May, 2020
VENUE	Google Meet
TARGET AUDIENCE	Life science students, faculty & research scholars

OBJECTIVE:

In view of the current research need the workshop is intended to learn the underlying principles behind molecular interactions of various proteins.

BRIEF ABOUT THE EVENT:

Molecular Docking is a well-established computational technique which predicts the interaction energy between two molecules. This technique mainly incorporates algorithms like molecular dynamics, Monte Carlo stimulation, fragment-based search methods. Molecular docking studies are used to determine the interaction of two molecules and to find the best orientation of ligand which would form a complex with overall minimum energy.

In view of the current research need and adaptable methods that can used without moving place to place, bioinformatics takes its highest place in learning. The event was split into 3 days for 3hours per day. Each day was taken up with 2 to 3 tasks to be done for the following steps next

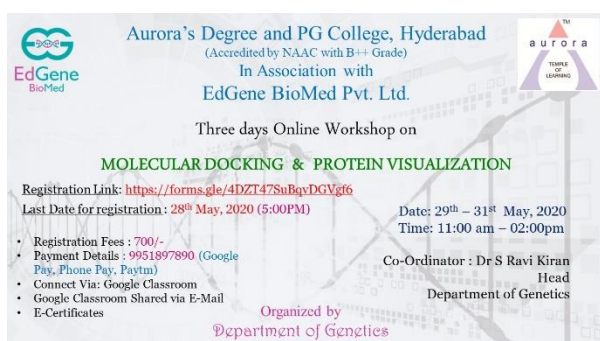
day. The company assigned a trainee who first gave the basics of bioinformatics followed by the ground terminology that is used for the docking process.

The method employed was ligand – protein docking. The first step starts with preparing the structure of the Ligand using the software ChemSketch tool. These prepared ligand molecules are stored in .mol format. These ligands are further converted to PDB format using Open Babel tool. Protein of interest is further downloaded from Protein Data Bank in PDB format. The edit of protein molecules to trim the heteroatoms is followed by SPDV.exe software. Once the ligand and molecule are placed into PDB format Docking is done by using AutoDock tools followed by AutoGrid where Ligand and Protein are docked for understanding the interactions. The last step is done with Chimera tool where a protein along with ligand is pictorially represented where active site binding is checked followed by analysing toxicity.

OUTCOME:

Participants have been trained on how molecules interact by docking protein and ligand. These techniques help us to do rapid progress on effective drug screening and mechanisms behind it.

PHOTOGRAPHS:



The poster is for a workshop titled "MOLECULAR DOCKING & PROTEIN VISUALIZATION". It is organized by the Department of Genetics at Aurora's Degree and PG College, Hyderabad. The workshop is a three-day online event from May 29th to 31st, 2020, from 11:00 am to 02:00 pm. Registration is open until May 28th, 2020, at 5:00 PM. The fee is 700/-, payable via Google Pay, Phone Pay, or Paytm. The workshop is coordinated by Dr. S. Ravi Kiran, Head of the Department of Genetics. Logos for EdGene BioMed and Aurora are present.

Aurora's Degree and PG College, Hyderabad
(Accredited by NAAC with B++ Grade)
In Association with
EdGene BioMed Pvt. Ltd.

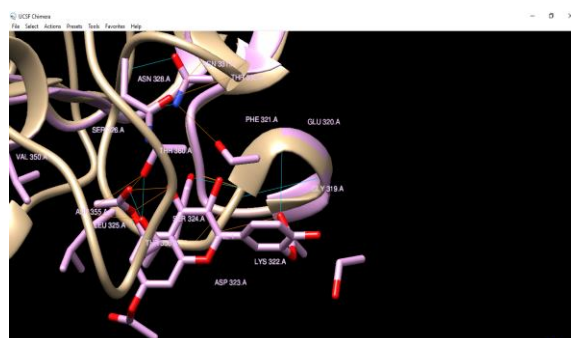
Three days Online Workshop on
MOLECULAR DOCKING & PROTEIN VISUALIZATION

Registration Link: <https://forms.gle/4DZT47SuBqvDGVg6>
Last Date for registration : 28th May, 2020 (5:00PM)

Date: 29th – 31st May, 2020
Time: 11:00 am – 02:00pm

Co-Ordinator : Dr S Ravi Kiran
Head
Department of Genetics

Organized by
Department of Genetics



DETAILED REPORT:

LIST OF PARTICIPANTS:

Name	College Name
P S S Ashwin kumar	Aurora's Degree and PG College
Ms. S VANITHA	Bhavan's Vivekananda College of Science, Humanities and Commerce
Metla sai pavan kalyan	AURORA DEGREE AND PG COLLEGE
Marri Sandeep	Osmania University
Vishnu Prasad Nair R U	University of Hyderabad
Sangha Mokshavi Peddibhotla	Aurora Degree and PG College
Chandravamshi Kulakarni	Aurora degree and pg College
Krishnendhu Mavila	Jss academy of higher education and research , Mysore
Sree varshini	IISER Tirupathi
Pooja V Chandran	BITS Pilani,Hyderabad Campus
Neha Jahan	Aurora's Degree and PG College
Gayathri Madishetty	Aurora's Degree and PG College
V.Rohini	Government Degree college for women, Begumpet
M.Emmanuel Raj	Central University of Tamilnadu
Akhila Patlori	Aurora's Degree & PG College
Apoorva Namburi	Central University of Tamil Nadu

PHOTOGRAPHS:

Aurora's Degree and PG College, Hyderabad
(Accredited by NAAC with B++ Grade)
In Association with
EdGene BioMed Pvt. Ltd.

Three days Online Workshop on
MOLECULAR DOCKING & PROTEIN VISUALIZATION

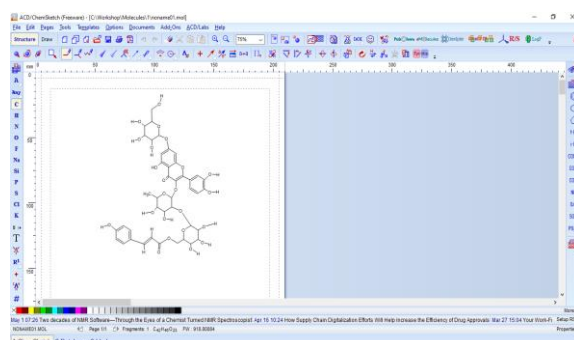
Registration Link: <https://forms.gle/4DZT47SuBqvDGVgf6>
Last Date for registration : 28th May, 2020 (5:00PM)

Date: 29th – 31st May, 2020
Time: 11:00 am – 02:00pm

Co-Ordinator : Dr S Ravi Kiran
Head
Department of Genetics

Organized by
Department of Genetics

- Registration Fees : 700/-
- Payment Details : 9951897890 (Google Pay, Phone Pay, Paytm)
- Connect Via: Google Classroom
- Google Classroom Shared via E-Mail
- E-Certificates



Atom	ResName	Chain	ResID	AltLoc	Occupancy	Disorder	Group	
HEATRN	64	C	UNGL	1	8.525	-25.366	0.000 1.00 0.00	C
HEATRN	65	C	UNGL	1	8.525	-25.024	0.000 1.00 0.00	C
HEATRN	66	C	UNGL	1	7.373	-24.931	0.000 1.00 0.00	C
HEATRN	67	C	UNGL	1	7.373	-27.181	0.000 1.00 0.00	C
HEATRN	70	H	UNGL	1	13.092	-25.147	0.000 1.00 0.00	H
HEATRN	71	H	UNGL	1	11.024	-29.101	0.000 1.00 0.00	H
HEATRN	72	H	UNGL	1	14.297	-24.551	0.000 1.00 0.00	H
HEATRN	73	H	UNGL	1	11.746	-23.972	0.000 1.00 0.00	H
HEATRN	74	H	UNGL	1	23.235	-25.046	0.000 1.00 0.00	H
HEATRN	75	H	UNGL	1	22.370	-28.106	0.000 1.00 0.00	H
HEATRN	76	H	UNGL	1	20.495	-29.380	0.000 1.00 0.00	H
HEATRN	77	C	UNGL	1	6.184	-25.238	0.000 1.00 0.00	C
HEATRN	78	H	UNGL	1	5.209	-25.370	0.000 1.00 0.00	H
HEATRN	79	H	UNGL	1	14.229	-23.180	0.000 1.00 0.00	H
CONECT	2	2	3					
CONECT	2	1	1	24	4			
CONECT	3	5	5	13				
CONECT	4	6	6	2	27			
CONECT	5	3	4					
CONECT	6	4	4	5	23			
CONECT	7	8	9					
CONECT	8	7	10	13				
CONECT	9	8	11	17				
CONECT	10	9	12	14				
CONECT	11	9	12	16				
CONECT	12	10	11	15				
CONECT	13	8	3					
CONECT	14	10	10					
CONECT	15	12	21					
CONECT	16	11	10					
CONECT	17	8	17					

